

# Safe, Clean Water Program

Fiscal Year 2023-2024

## Stormwater Investment Plan



### Stormwater Investment Plan Upper San Gabriel River Watershed Area

The Stormwater Investment Plan (SIP) is an annual five (5) year plan developed by each Watershed Area Steering Committee (WASC) that recommends funding allocations for Projects and Programs in the Regional Program’s Infrastructure Program, Technical Resources Program, and Scientific Studies Program.

The purpose of the SIP is to capture recommended programming for the upcoming fiscal year as well as anticipated recommendations for the next four subsequent years.

The following sections include details regarding the recommended SIP:

#### Contents

1	Summary of Stormwater Investment Plan Recommendations .....	2
2	Summary of Meetings and Process.....	4
3	Infrastructure Program .....	5
4	Technical Resources Program .....	12
5	Scientific Studies Program .....	13
6	Next Steps .....	14

#### Attachments:

- Attachment A – Final Recommended SIP
- Attachment B – Summary to Date

Please review the recommended SIP and select one of the following:

	Regional Oversight Committee (ROC) concurs with the recommended SIP as-is
	Refer to ROC meeting minutes for comments

# Safe, Clean Water Program

Fiscal Year 2023-2024

## Stormwater Investment Plan



### 1 Summary of Stormwater Investment Plan Recommendations

The Upper San Gabriel River (USGR) Watershed Area receives approximately \$19.0M in annual Regional Program funds.

For Fiscal Year 2023-2024 (FY23-24), 0 Infrastructure Program Project applications, 1 Technical Resources Program Project concept application, and 0 Scientific Studies Program applications were submitted for consideration. After careful review and consideration, the WASC voted to include 0 Infrastructure Program Projects, 1 Technical Resources Program Project concept, 0 Scientific Studies, and 1 Watershed Coordinator into the recommended SIP.

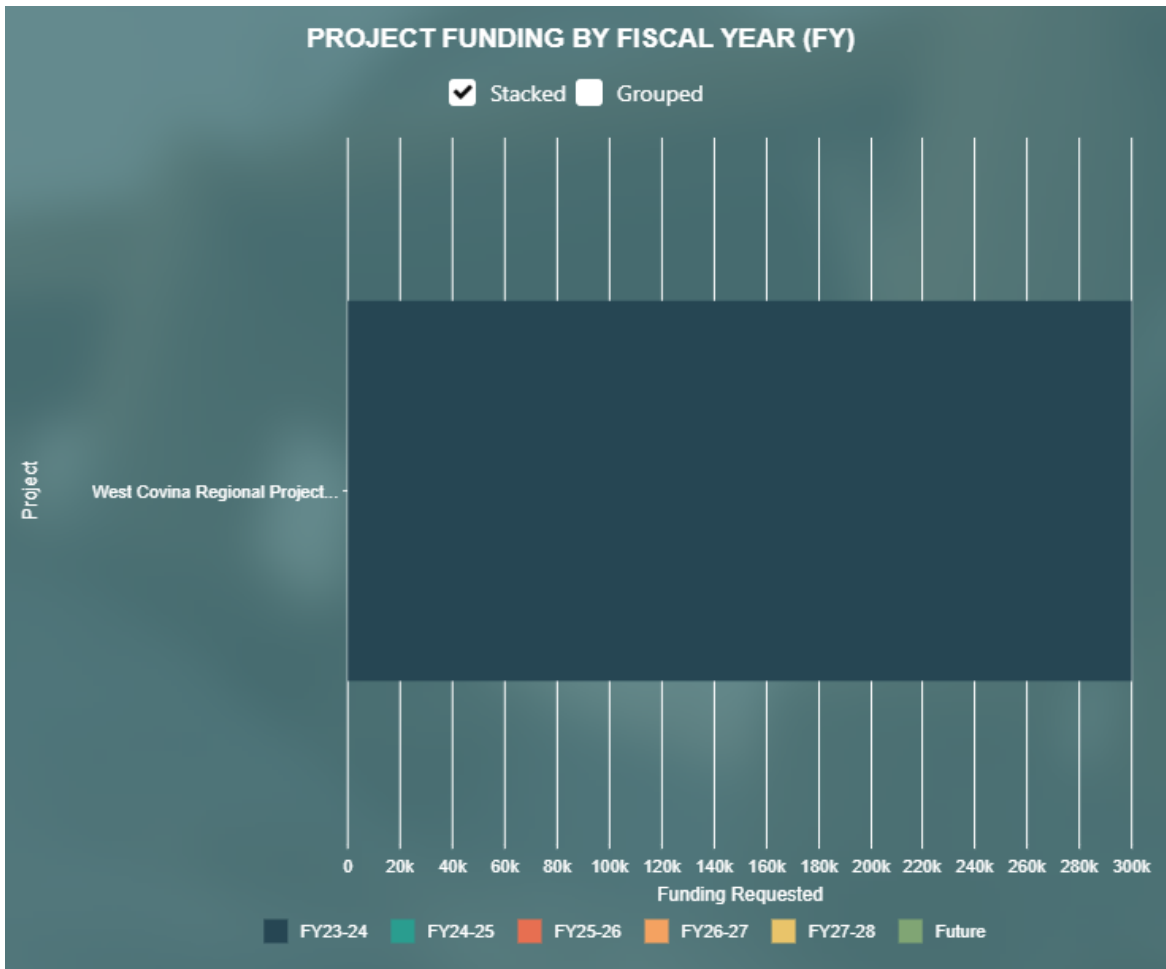
Below is a summary of the total funding allocated per year in the recommended SIP, including both new projects and continuing projects.

	Budget	Projections					TOTAL
		FY23-24	FY24-25	FY25-26	FY26-27	FY27-28	
A. Anticipated Annual Regional Program Funds Collected	\$19M	\$19M	\$19M	\$19M	\$19M		\$95M
B. Anticipated Annual Regional Program Funds Available (A+D) ⓘ	\$18.8M	\$19.3M	\$19M	\$37.3M	\$56.1M		
C. Total Recommendation in Current SIP	\$300k	\$0	\$0	\$0	\$0	\$0	\$300k
Total Allocated in Previous SIP(s)	\$18.2M	\$19.3M	\$720k	\$200k	\$200k	\$0	\$38.6M
D. Remaining Balance/Rollover Funds (B-C) ⓘ	\$-214467.2	\$326k	\$0	\$18.3M	\$37.1M	\$55.9M	
E. Percent Allocated (C/B) ⓘ	98%	100%	4%	1%	0%		41%

# Safe, Clean Water Program

Fiscal Year 2023-2024

Stormwater Investment Plan



Refer to Attachment A or the SIP tool (<https://portal.safecleanwaterla.org/sip-tool/>) for the Final Recommended SIP with additional project details.

# Safe, Clean Water Program

Fiscal Year 2023-2024

## Stormwater Investment Plan

---



## 2 Summary of Meetings and Process

The WASC met 5 times between August 2022 and February 2023. Refer to <https://safecleanwaterla.org/upper-san-gabriel-river-watershed-area/> for the current list of WASC members, meeting dates, and meeting materials.

### 2.1 Call for Projects

The Call for Projects for FY23-24 funding ended on July 31, 2022. There were no Projects submitted to the FY23-24 Infrastructure Program for this Watershed Area.

### 2.2 Scoring

There were no Projects submitted to the FY23-24 Infrastructure Program for this Watershed Area.

### 2.3 Presentations

The WASC received a presentation from the only FY23-24 Regional Program applicant, a Project Concept for the Technical Resources Program. The presentation was allotted approximately 10 minutes of presentation time with 10 minutes for questions and answers; additional time for presentation or questions and answers was accommodated when necessary. The committee members discussed the application at the conclusion of the presentation.

With only one application to consider for FY23-24, Developers from previously approved Projects and Studies from FY20-21 and FY21-22 were invited to provide updates. The presentations were allotted approximately 15 minutes for presentation time, questions, and answers; additional time for presentation or question and answers was accommodated when necessary.

As appropriate, the WASC also received additional updates from the previous applicants on Projects, Concepts, and Studies that were previously approved from the FY20-21, FY21-22, and FY22-23 SIPs. Those recipients continue to execute their Transfer Agreements or Addendums, receive funds, initiate the approved activities, and begin the formal reporting process.

### 2.4 Preliminary Ranking Worksheet

There were no Projects or Studies submitted and only 1 Project concept was received for the FY23-24 Regional Program for this Watershed Area. With only 1 Project concept to evaluate, no preliminary ranking was conducted.

### 2.5 SIP Development

The WASC is aware of the District's in-progress Metrics and Monitoring Study that is intended to help inform future SIP development through the support of both early/coordinated planning as well as more meaningful tracking/monitoring of projects and benefits. These results, along with other efforts and regional plans related to identifying needs, priorities, and lessons learned, will continue to be grafted into the Regional Program process as able. In meantime, the WASC reviewed and utilized all available information and guidance materials including, but not limited to, the items listed below. Please refer to

# Safe, Clean Water Program

Fiscal Year 2023-2024

## Stormwater Investment Plan



the [Project Portal \(https://portal.safecleanwaterla.org/scw-reporting/map\)](https://portal.safecleanwaterla.org/scw-reporting/map) and the WASC webpage on the [Safe, Clean Water website \(www.safecleanwaterla.org\)](http://www.safecleanwaterla.org) for details.

- Project Applications, factsheets, and Presentations
- Safe Clean Water Spatial Data Library
- SIP Programming Tool
- Preliminary Rankings, as applicable
- Anticipated future construction costs for projects
- Program Guidance
  - Programming of Nature-Based Solutions
  - Implementing Disadvantaged Community Policies in the Regional Program
  - Strengthening Community Engagement and Support
  - Water Supply
  - Partial Funding Guidelines

The WASC discussed all available information and received public comments before voting to approve Projects, Studies, Project concepts, and their corresponding annual funding allocations into the recommended SIP.

### 2.6 Summary of Public Comment

The WASC received public comments which are available in the WASC meeting minutes on the [Safe, Clean Water website](http://www.safecleanwaterla.org). The WASC did not receive any strong public input contrary to the recommended SIP.

## 3 Infrastructure Program

### 3.1 Submitted and Recommended Projects

There were no Project submitted to the FY23-24 Infrastructure Program for this Watershed Area.

Refer to Attachment A or the SIP tool (<https://portal.safecleanwaterla.org/sip-tool/>) for the Final Recommended SIP with additional project details.

Note, Projects requesting only Design funds are expected to request Construction funds in subsequent years. In addition, all Projects included in the recommended SIP are expected to request additional funding for operations, maintenance, and monitoring for a minimum useful life of 30 years.

### 3.2 Discussion of Criteria

Per LACFCD Code Ch18.07.B.2, the SIPs shall be developed by the WASC in accordance with the criteria described below.

# Safe, Clean Water Program

Fiscal Year 2023-2024

## Stormwater Investment Plan

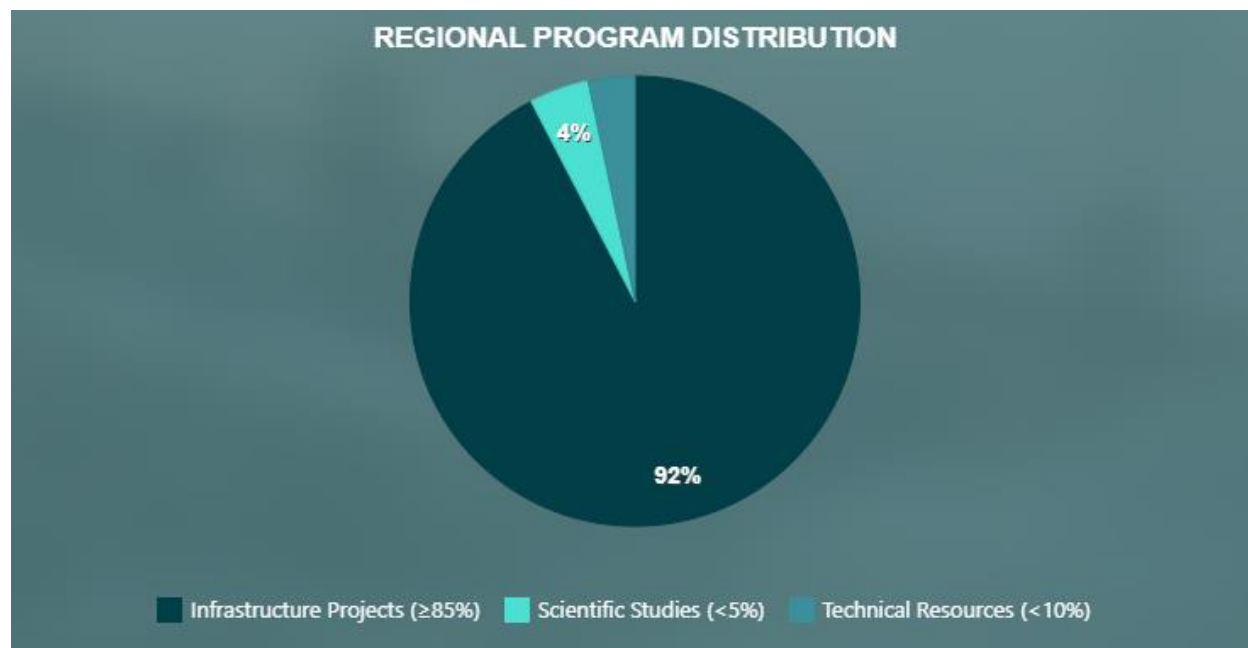


### 3.2.1 Regional Program Allocations

*Compliant with LACFCD Code Ch18.07.B.2.a*

Below is a summary of the Regional Program allocations over the 5-year SIP, which includes both new and continuing projects.

Funding Program	Total SCW Funding Allocated FY23-28	Funding Distribution for Subprograms FY23-28
Infrastructure Program (≥85%)	\$35,949,676	92.4%
Scientific Studies (<5%)	\$1,671,037	4.3%
Technical Resources Program (<10%)	\$1,300,000	3.3%
<b>Grand Total</b>	<b>\$38,920,713</b>	



### 3.2.2 Project Benefits

*Compliant with LACFCD Code Ch18.04.E*

There were no Projects submitted to the FY23-24 Infrastructure Program for this Watershed Area. The Scoring Committee confirms the scores provided by each project including Water Quality Benefits, Water

# Safe, Clean Water Program

Fiscal Year 2023-2024

## Stormwater Investment Plan



Supply Benefits, Community Investment Benefits, Nature-Based Solutions, and Leveraging Funds and Community Support as defined in the Feasibility Study Guidelines.

### 3.2.3 MS4 Compliance

*Compliant with LACFCD Code Ch18.07.B.2.b.*

There were no Projects submitted to the FY23-24 Infrastructure Program for this Watershed Area.

### 3.2.4 Disadvantaged Communities (DAC) Benefits

*Compliant with LACFCD Code Ch18.07.B.2.c.*

Based on the total Infrastructure Program funding allocations for the SIP and the ratio of the DAC population to the total population in each Watershed Area, funding for Projects that provide DAC Benefits over the 5-year SIP shall not be less than the value shown below. Below is an overview of Funding Allocated for DACs from FY23-28.

<b>All Projects to Date</b>	
<b>DISADVANTAGED COMMUNITY (DAC) ALLOCATION</b>	
<b>Required DAC Ratio</b>	22%
<b>Required Funding for DACs FY23-28 (110%)</b>	\$ 8,881,727
<b>Funding Allocated for DACs FY23-28</b>	\$ 34,545,856

\* These figures are based on the 2020 US Census and will be updated periodically.

As shown, the total Safe, Clean Water Funds benefiting DAC over a rolling 5-year period for the recommended SIP is greater than the required funding for DACs for this Watershed Area.

### 3.2.5 Municipality Benefits

*Compliant with LACFCD Code Ch18.07.B.2.d.*

The ordinance language calls for a distribution of benefits, not necessarily just dollars invested. The currently recommended Projects are distributed throughout the Watershed Area to help comply with this rolling 5-year criterion in future years. The District intends to develop guidance for evaluating and tracking municipality benefits in future years.

There were no Projects submitted to the FY23-24 Infrastructure Program for this Watershed Area.

### 3.2.6 Project Types and Sizes

*Compliant with LACFCD Code Ch18.07.B.2.e.*

# Safe, Clean Water Program

Fiscal Year 2023-2024

## Stormwater Investment Plan



---

There were no Projects submitted to the FY23-24 Infrastructure Program for this Watershed Area.

### 3.2.7 Nature-Based Solutions

*Compliant with LACFCD Code Ch18.07.B.2.f.*

There were no Projects submitted to the FY23-24 Infrastructure Program for this Watershed Area.

For reference, the District developed interim guidance related to developing and programming Nature-Based Solutions in the future. Interim guidance is available on our website (<https://safecleanwaterla.org/2022-interim-guidance/>).

### 3.2.8 Leveraged Funds and Community Support

There were no Projects submitted to the FY23-24 Infrastructure Program for this Watershed Area.

For reference, the District developed interim guidance related to Strengthening Community Engagement and Support. Interim guidance is available on our website (<https://safecleanwaterla.org/2022-interim-guidance/>).

### 3.2.9 Long Term Planning Considerations

The WASC incorporated long term planning by considering anticipated future construction costs for continuing and new projects during SIP development. The future anticipated construction costs were estimated and confirmed by project applicants and actual future SCW funding requests for construction may differ due to updated project estimates, leveraged funding, awarded grants, or local match. WASC members expressed concerns with the proposed SIP, noting the previous SIPs limited capacity available for new Projects, Project Concepts brought forth by the Watershed Coordinator, previously funded TRPs that will seek future IP funding, and unforeseen circumstances. Some WASC members noted the purpose was to demonstrate progress toward MS4 compliance, provide a more accurate construction schedule/cost estimate, and to seek out potential leveraged funding options.

In addition, the annual Operations and Maintenance (O&M) projections provided in the Project applications for the new and continuing Projects were included in the SIP tool and shown below. The recommended SIP anticipates a total annual O&M cost of \$1.3M of the anticipated \$19.0M annual regional program funds collected and will be accounted for in future SIPs.

Below is a summary of the total funding allocated per year in the recommended SIP, including estimated construction costs for both new Projects and continuing Projects. This represents the theoretical SIP projections based on currently anticipated additional funding requests to cover subsequent phases.



# Safe, Clean Water Program

## Fiscal Year 2023-2024

### Stormwater Investment Plan



	Budget		Projections					
	FY23-24	FY24-25	FY25-26	FY26-27	FY27-28	Future Funding	TOTAL	Annual O&M
A. Anticipated Annual Regional Program Funds Collected	\$19M	\$19M	\$19M	\$19M	\$19M		\$95M	
B. Anticipated Annual Regional Program Funds Available (A+D) ⓘ	\$18.8M	\$19.3M	\$19M	\$19M	\$19M			
C. Total Recommendation in Current SIP	\$300k	\$0	\$0	\$0	\$0	\$0	\$300k	\$0
Total Allocated in Previous SIP(s)	\$18.2M	\$25.2M	\$30.5M	\$21M	\$15.2M	\$3M	\$110M	\$1.3M
D. Remaining Balance/Rollover Funds (B-C) ⓘ	\$-214467.2	\$326k	\$0	\$0	\$0	\$3.8M		Total: \$1.3M
E. Percent Allocated (C/B) ⓘ	98%	130%	161%	111%	80%		116%	

\*NOTE: This is not the recommended SIP.

Refer to the SIP tool (<https://portal.safecleanwaterla.org/sip-tool/>) for the “Final - with anticipated construction costs”. As shown in the theoretical SIP, other funding sources will be required to bring all projected Projects to completion, and most of the members in the WASC were confident in the Watershed Area’s ability to solidify other funding sources. If unable, the WASC understands they will need to defer the construction of certain Projects to occur in later years.

#### 3.2.10 Other Considerations

The applicant for continuing Project Wingate Park Regional EWMP requested to move FY24-25 projected funding of \$8,580,082 to FY23-24 for a total of \$15,710,166.00 in FY23-24 to begin construction of the project. Due to SIP budget limitations, the WASC was not able to accommodate request.

### 3.3 Continuing Projects

All projects were evaluated as described above in Section 2 Summary of Meetings and Process. The WASC received presentations from the continuing Project applicants during the WASC meetings on November 29, 2022. Below is a list of continuing Infrastructure Program Projects included in the SIP for this Watershed Area.

Project Name	Project Applicant	SIP Year	SIP Funding Status	Phase(s)	Projected Funding Remaining
Glendora Avenue Green Streets	City of Glendora	FY22-23	Continuing Allocation	Design	\$165,000.00
Marchant Park	East San Gabriel Valley Watershed Management Group	FY22-23	Completed Allocation	Design	\$0.00

# Safe, Clean Water Program

Fiscal Year 2023-2024

Stormwater Investment Plan



Project Name	Project Applicant	SIP Year	SIP Funding Status	Phase(s)	Projected Funding Remaining
<b>Pelota Park</b>	<b>East San Gabriel Valley Watershed Management Group</b>	FY22-23	Completed Allocation	Design	\$0.00
<b>Fairplex</b>	<b>East San Gabriel Valley Watershed Management Group</b>	FY21-22	Completed Allocation	Design & Planning	\$0.00
<b>Finkbiner Park Stormwater Capture Project</b>	<b>City of Glendora</b>	FY21-22	Completed Allocation	Design & Planning	\$0.00
<b>Lone Hill Park</b>	<b>East San Gabriel Valley Watershed Management Group</b>	FY21-22	Completed Allocation	Design & Planning	\$0.00
<b>Zamora Park Renovation Project</b>	<b>City of El Monte</b>	FY21-22	Completed Allocation	Operations & Maintenance	\$0.00
<b>Barnes Park</b>	<b>City of Baldwin Park</b>	FY20-21	Continuing Allocation	Design & Planning	\$4,835,690.00
<b>Bassett High School Stormwater Capture Multi-Benefit Project</b>	<b>Los Angeles County</b>	FY20-21	Continuing Allocation	Construction	\$14,000,000.00
<b>Encanto Park Stormwater Capture Project</b>	<b>City of Monrovia</b>	FY20-21	Completed Allocation	Design & Planning	\$0.00

# Safe, Clean Water Program

Fiscal Year 2023-2024

Stormwater Investment Plan



Project Name	Project Applicant	SIP Year	SIP Funding Status	Phase(s)	Projected Funding Remaining
<b>Garvey Avenue Grade Separation Drainage Improvement Project</b>	<b>City of El Monte</b>	FY20-21	Completed Allocation	Operations & Maintenance	\$0.00
<b>Pedley Spreading Grounds</b>	<b>East San Gabriel Valley Watershed Management Group</b>	FY20-21	Continuing Allocation	Design & Planning	\$1,238,820.00
<b>Wingate Park Regional EWMP Project</b>	<b>City of Covina</b>	FY20-21	Continuing Allocation	Construction	\$15,710,166.00

Refer to Attachment A or the SIP tool (<https://portal.safecleanwaterla.org/sip-tool/>) for the Final Recommended SIP with additional project details and refer to Attachment B for a Summary to Date.

### 3.4 Projected Watershed Area Benefits To-Date

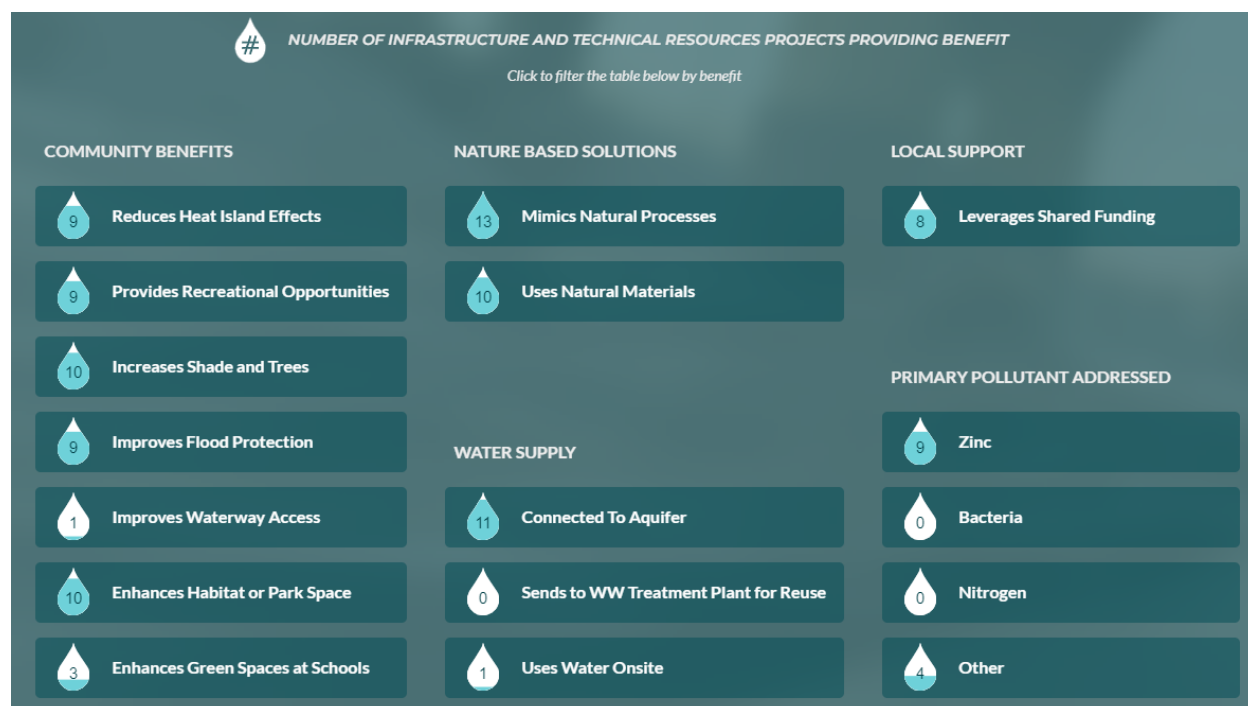
Below is a summary of the estimated aggregate benefits for Infrastructure Program Projects included in the approved FY20-21 SIP, FY21-22 SIP, FY22-23, and recommended FY23-24 SIP.

<b>Area Managed by Projects (acres)</b>	5,836
<b>Project Storage Capacity (acre-feet)</b>	152
<b>Annual Average Stormwater Capture (acre-feet)</b>	2,612
<b>Dry Weather Inflow to Projects (cubic feet per sec)</b>	2

# Safe, Clean Water Program

## Fiscal Year 2023-2024

### Stormwater Investment Plan



## 4 Technical Resources Program

Per LACFCD Code Ch18.07.D, the purpose of the Technical Resources Program is to provide Technical Assistance Teams to assist with the development of Feasibility Studies and to provide Watershed Coordinators.

### 4.1 Submitted and Recommended Project Concepts

Below is a list of all Project concepts submitted to the FY23-24 Technical Resources Program for this Watershed Area. Project Concepts shown in white have been included in the recommended SIP.

Project Name	Project Applicant	SIP Programming Status	Total Funding Allocated
West Covina Regional Projects and Green Streets	City of West Covina	Included in SIP	\$300,000.00

A placeholder to fund one Watershed Coordinator for up to \$200k/year per Watershed Coordinator was included in the recommended SIP.

Refer to Attachment A or the SIP tool (<https://portal.safecleanwaterla.org/sip-tool/>) for the Final Recommended SIP with additional project details.

# Safe, Clean Water Program

Fiscal Year 2023-2024

## Stormwater Investment Plan



### 4.2 Continuing Project Concepts

Below is a list of continuing Technical Resources Program Project Concepts included in the SIP for this Watershed Area.

Project Name	Project Applicant	SIP Year	Status	Note
Sunset Crossing Park Multi-Benefit Stormwater Project	City of Diamond Bar	FY21-22	In Progress	
Glendora Avenue Green Street Feasibility Study	City of Glendora	FY20-21	Complete	Funded as IP FY22-23
Maclaren Hall Property Park and Sports Fields Project	City of El Monte	FY20-21	Complete	Submitted IP FY22-23 Withdrawn by Applicant

### 4.3 Discussion

The WASC received presentations from the Technical Resources Program applicant during the WASC meeting on January 26, 2023. The majority of the WASC expressed support of the Project Concept and considered the proposed SIP's limited available capacity before deciding to recommend funding the Project Concept for \$300,000 this year.

## 5 Scientific Studies Program

Per LACFCD Code Ch18.07.E, the purpose of the Scientific Studies Program is to provide funding for scientific and technical activities.

### 5.1 Submitted and Recommended Studies

No Scientific Studies were submitted in FY23-24 for this Watershed Area.

### 5.2 Continuing Studies

Below is a list of all the Scientific Studies that were included in the Previous Fiscal Year's SIP.

Project Name	Project Applicant	SIP Year	SIP Funding Status	Projected Funding Remaining
San Gabriel Valley Regional Confirmation of Infiltration Rates	East San Gabriel Valley Water Management Group	FY20-21	Completed Allocation	\$0.00
Regional Pathogen Reduction Study	Gateway Water Management Authority	FY21-22	Continuing Allocation	\$1,039,644.00

# Safe, Clean Water Program

Fiscal Year 2023-2024

## Stormwater Investment Plan



Project Name	Project Applicant	SIP Year	SIP Funding Status	Projected Funding Remaining
<b>Maximizing Impact of Minimum Control Measures</b>	<b>San Gabriel Valley Council of Governments</b>	FY22-23	Continuing Allocation	\$373,109.00
<b>Community Garden Stormwater Capture Investigation</b>	<b>Los Angeles Community Garden Council</b>	FY22-23	Continuing Allocation	\$258,284.00

### 5.3 Discussion

No Scientific Studies were submitted in FY23-24 for this Watershed Area.

## 6 Next Steps

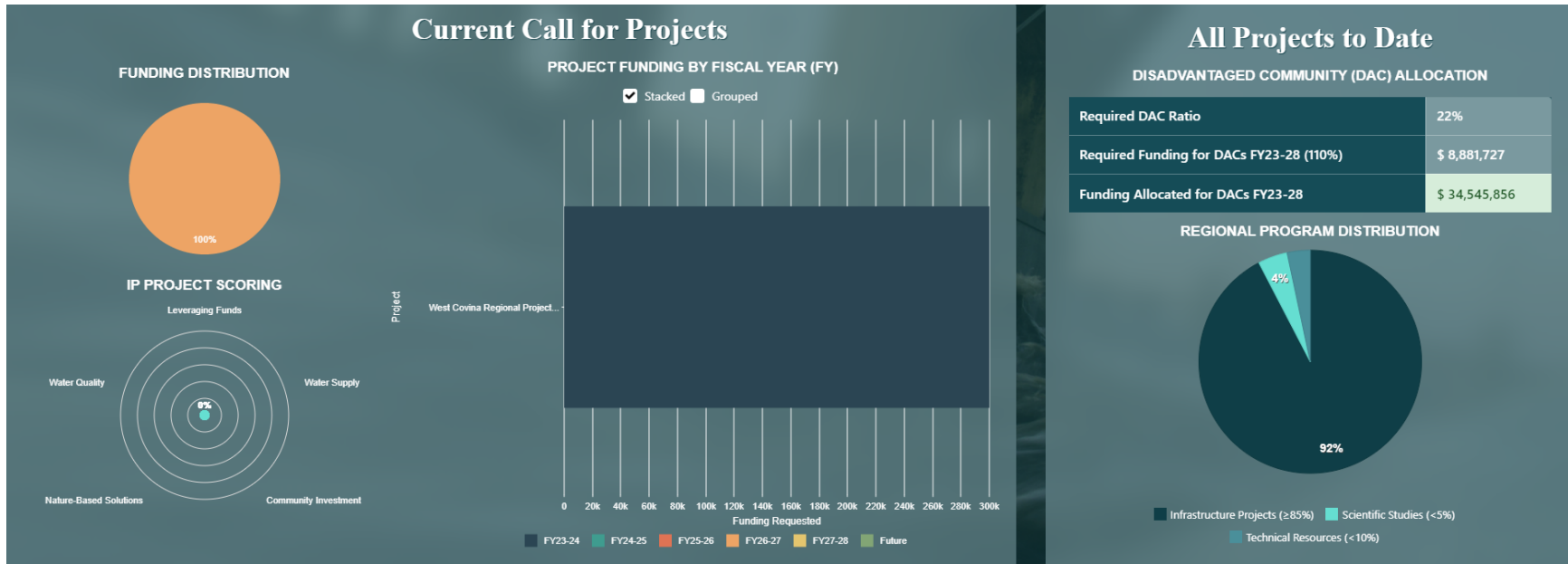
The WASC requests that the Regional Oversight Committee (ROC) advance the recommended SIP to the Board of Supervisors for approval.

Next WASC meeting(s):

- April 27, 2023, 1:30 pm – 3:30 pm (to consider ROC feedback, if available)

Additional meetings to be schedules to consider ROC feedback, if necessary.

Attachment A  
Final Recommended SIP – Upper San Gabriel River



	Budget		Projections					TOTAL	Annual O&M
	FY23-24	FY24-25	FY25-26	FY26-27	FY27-28	Future Funding			
A. Anticipated Annual Regional Program Funds Collected	\$19M	\$19M	\$19M	\$19M	\$19M		\$95M		
B. Anticipated Annual Regional Program Funds Available (A+D) ⓘ	\$18.8M	\$19.3M	\$19M	\$37.3M	\$56.1M				
C. Total Recommendation in Current SIP	\$300k	\$0	\$0	\$0	\$0	\$0	\$300k	\$0	
Total Allocated in Previous SIP(s)	\$18.2M	\$19.3M	\$720k	\$200k	\$200k	\$0	\$38.6M	\$1.3M	
D. Remaining Balance/Rollover Funds (B-C) ⓘ	\$-214467.2	\$326k	\$0	\$18.3M	\$37.1M	\$55.9M		Total: \$1.3M	
E. Percent Allocated (C/B) ⓘ	98%	100%	4%	1%	0%		41%		

Attachment A  
Final Recommended SIP

Watershed Area	Upper San Gabriel River
Included in SIP?	Yes

Row Labels	Project Lead	DAC	FY 23-24 Budget	FY 24-25 Projection	FY 25-26 Projection	FY 26-27 Projection	FY 27-28 Projection	Anticipated SCW Funding FY 23-28
<b>FY20-21</b>			<b>\$17,377,894.00</b>	<b>\$18,806,782.00</b>	<b>\$200,000.00</b>	<b>\$200,000.00</b>	<b>\$200,000.00</b>	<b>\$36,784,676.00</b>
Infrastructure Project								
Wingate Park Regional EWMP Project	City of Covina	Yes	\$7,130,084.00	\$8,580,082.00	\$0.00	\$0.00	\$0.00	\$15,710,166.00
	East San Gabriel Valley Watershed Management Group (City of San Dimas, City of Claremont, City of Pomona, City of La Verne)							
Pedley Spreading Grounds	City of La Verne	No	\$1,212,120.00	\$26,700.00	\$0.00	\$0.00	\$0.00	\$1,238,820.00
Bassett High School Stormwater Capture Multi-Benefit Project	Los Angeles County	Yes	\$4,000,000.00	\$10,000,000.00	\$0.00	\$0.00	\$0.00	\$14,000,000.00
Garvey Avenue Grade Separation Drainage Improvement Project	City of El Monte	Yes	\$0.00	\$0.00	\$0.00	\$0.00	\$0.00	\$0.00
Barnes Park	City of Baldwin Park	Yes	\$4,835,690.00	\$0.00	\$0.00	\$0.00	\$0.00	\$4,835,690.00
Encanto Park Stormwater Capture Project	City of Monrovia	Yes	\$0.00	\$0.00	\$0.00	\$0.00	\$0.00	\$0.00
Scientific Study			\$0.00	\$0.00	\$0.00	\$0.00	\$0.00	\$0.00
	East San Gabriel Valley Watershed Management Group (City of San Dimas, City of Claremont, City of Pomona, City of La Verne)							
San Gabriel Valley Regional Confirmation of Infiltration Rates		No	\$0.00	\$0.00	\$0.00	\$0.00	\$0.00	\$0.00
Technical Resource			\$200,000.00	\$200,000.00	\$200,000.00	\$200,000.00	\$200,000.00	\$1,000,000.00
Glendora Avenue Green Street Feasibility Study	City of Glendora	No	\$0.00	\$0.00	\$0.00	\$0.00	\$0.00	\$0.00
MacLaren Hall Property Park and Sports Fields Project	City of El Monte	Yes	\$0.00	\$0.00	\$0.00	\$0.00	\$0.00	\$0.00
Upper San Gabriel River Watershed Coordinator WC: Day One	Los Angeles County Flood Control District	No	\$200,000.00	\$200,000.00	\$200,000.00	\$200,000.00	\$200,000.00	\$1,000,000.00
<b>FY21-22</b>			<b>\$0.00</b>	<b>\$519,822.00</b>	<b>\$519,822.00</b>	<b>\$0.00</b>	<b>\$0.00</b>	<b>\$1,039,644.00</b>
Infrastructure Project			\$0.00	\$0.00	\$0.00	\$0.00	\$0.00	\$0.00
Zamora Park Renovation Project	City of El Monte	Yes	\$0.00	\$0.00	\$0.00	\$0.00	\$0.00	\$0.00
Lone Hill Park	East San Gabriel Valley Watershed Management Group	No	\$0.00	\$0.00	\$0.00	\$0.00	\$0.00	\$0.00
Fairplex	East San Gabriel Valley Watershed Management Group	Yes	\$0.00	\$0.00	\$0.00	\$0.00	\$0.00	\$0.00
FINKBINER PARK STORMWATER CAPTURE PROJECT	City of Glendora	No	\$0.00	\$0.00	\$0.00	\$0.00	\$0.00	\$0.00
Scientific Study			\$0.00	\$519,822.00	\$519,822.00	\$0.00	\$0.00	\$1,039,644.00
Regional Pathogen Reduction Study	(blank)	No	\$0.00	\$519,822.00	\$519,822.00	\$0.00	\$0.00	\$1,039,644.00
Technical Resource			\$0.00	\$0.00	\$0.00	\$0.00	\$0.00	\$0.00
Sunset Crossing Park Multi-Benefit Stormwater Project	City of Diamond Bar	Yes	\$0.00	\$0.00	\$0.00	\$0.00	\$0.00	\$0.00
<b>FY22-23</b>			<b>\$781,393.00</b>	<b>\$15,000.00</b>	<b>\$0.00</b>	<b>\$0.00</b>	<b>\$0.00</b>	<b>\$796,393.00</b>
Infrastructure Project			\$150,000.00	\$15,000.00	\$0.00	\$0.00	\$0.00	\$165,000.00
Glendora Avenue Green Streets	City of Glendora	No	\$150,000.00	\$15,000.00	\$0.00	\$0.00	\$0.00	\$165,000.00
Pelota Park	East San Gabriel Valley Watershed Management Group	Yes	\$0.00	\$0.00	\$0.00	\$0.00	\$0.00	\$0.00
Marchant Park	East San Gabriel Valley Watershed Management Group	Yes	\$0.00	\$0.00	\$0.00	\$0.00	\$0.00	\$0.00
Scientific Study			\$631,393.00	\$0.00	\$0.00	\$0.00	\$0.00	\$631,393.00
Community Garden Stormwater Capture Investigation	Los Angeles Community Garden Council	No	\$258,284.00	\$0.00	\$0.00	\$0.00	\$0.00	\$258,284.00
Maximizing Impact of Minimum Control Measures	San Gabriel Valley Council of Governments	No	\$373,109.00	\$0.00	\$0.00	\$0.00	\$0.00	\$373,109.00
<b>FY23-24</b>			<b>\$300,000.00</b>	<b>\$0.00</b>	<b>\$0.00</b>	<b>\$0.00</b>	<b>\$0.00</b>	<b>\$300,000.00</b>
Technical Resource			\$300,000.00	\$0.00	\$0.00	\$0.00	\$0.00	\$300,000.00
West Covina Regional Projects and Green Streets	City of West Covina	Yes	\$300,000.00	\$0.00	\$0.00	\$0.00	\$0.00	\$300,000.00
<b>Grand Total</b>			<b>\$18,459,287.00</b>	<b>\$19,341,604.00</b>	<b>\$719,822.00</b>	<b>\$200,000.00</b>	<b>\$200,000.00</b>	<b>\$38,920,713.00</b>



Attachment B  
Summary to Date

Watershed Area Upper San Gabriel River  
Included in SIP? Yes

Row Labels	Project Lead	DAC	FY 20-21 Budget	FY 21-22 Budget	FY 22-23 Budget	FY 23-24 Budget	FY 24-25 Projection	FY 25-26 Projection	FY 26-27 Projection	FY 27-28 Projection	Total Anticipated SCW Funding
<b>FY20-21</b>			<b>\$10,919,762.00</b>	<b>\$10,789,423.00</b>	<b>\$23,512,652.00</b>	<b>\$17,377,894.00</b>	<b>\$18,806,782.00</b>	<b>\$200,000.00</b>	<b>\$200,000.00</b>	<b>\$200,000.00</b>	<b>\$82,006,513.00</b>
Infrastructure Project			<b>\$9,734,762.00</b>	<b>\$10,589,423.00</b>	<b>\$23,312,652.00</b>	<b>\$17,177,894.00</b>	<b>\$18,606,782.00</b>	<b>\$0.00</b>	<b>\$0.00</b>	<b>\$0.00</b>	<b>\$79,421,513.00</b>
Wingate Park Regional EWMP Project	City of Covina	Yes	\$929,142.00	\$908,283.00	\$6,630,084.00	\$7,130,084.00	\$8,580,082.00	\$0.00	\$0.00	\$0.00	\$24,177,675.00
	East San Gabriel Valley Watershed Management Group (City of San Dimas, City of Claremont, City of Pomona, City of La Verne)	No	\$102,760.00	\$154,140.00	\$1,330,180.00	\$1,212,120.00	\$26,700.00	\$0.00	\$0.00	\$0.00	\$2,825,900.00
Pedley Spreading Grounds	Los Angeles County	Yes	\$3,000,000.00	\$7,200,000.00	\$7,000,000.00	\$4,000,000.00	\$10,000,000.00	\$0.00	\$0.00	\$0.00	\$31,200,000.00
Bassett High School Stormwater Capture Multi-Benefit Project											
Garvey Avenue Grade Separation Drainage Improvement Project	City of El Monte	Yes	\$4,000,000.00	\$0.00	\$0.00	\$0.00	\$0.00	\$0.00	\$0.00	\$0.00	\$4,000,000.00
Barnes Park	City of Baldwin Park	Yes	\$1,000,000.00	\$1,500,000.00	\$7,400,000.00	\$4,835,690.00	\$0.00	\$0.00	\$0.00	\$0.00	\$14,735,690.00
Encanto Park Stormwater Capture Project	City of Monrovia	Yes	\$702,860.00	\$827,000.00	\$952,388.00	\$0.00	\$0.00	\$0.00	\$0.00	\$0.00	\$2,482,248.00
Scientific Study			<b>\$385,000.00</b>	<b>\$0.00</b>	<b>\$0.00</b>	<b>\$0.00</b>	<b>\$0.00</b>	<b>\$0.00</b>	<b>\$0.00</b>	<b>\$0.00</b>	<b>\$385,000.00</b>
	East San Gabriel Valley Watershed Management Group (City of San Dimas, City of Claremont, City of Pomona, City of La Verne)	No	\$385,000.00	\$0.00	\$0.00	\$0.00	\$0.00	\$0.00	\$0.00	\$0.00	\$385,000.00
San Gabriel Valley Regional Confirmation of Infiltration Rates											
Technical Resource			<b>\$800,000.00</b>	<b>\$200,000.00</b>	<b>\$200,000.00</b>	<b>\$200,000.00</b>	<b>\$200,000.00</b>	<b>\$200,000.00</b>	<b>\$200,000.00</b>	<b>\$200,000.00</b>	<b>\$2,200,000.00</b>
Glendora Avenue Green Street Feasibility Study	City of Glendora	No	\$300,000.00	\$0.00	\$0.00	\$0.00	\$0.00	\$0.00	\$0.00	\$0.00	\$300,000.00
MacLaren Hall Property Park and Sports Fields Project	City of El Monte	Yes	\$300,000.00	\$0.00	\$0.00	\$0.00	\$0.00	\$0.00	\$0.00	\$0.00	\$300,000.00
Upper San Gabriel River Watershed Coordinator WC: Day One	Los Angeles County Flood Control District	No	\$200,000.00	\$200,000.00	\$200,000.00	\$200,000.00	\$200,000.00	\$200,000.00	\$200,000.00	\$200,000.00	\$1,600,000.00
<b>FY21-22</b>				<b>\$7,490,644.00</b>	<b>\$1,290,642.00</b>	<b>\$0.00</b>	<b>\$519,822.00</b>	<b>\$519,822.00</b>	<b>\$0.00</b>	<b>\$0.00</b>	<b>\$9,820,930.00</b>
Infrastructure Project				<b>\$7,090,644.00</b>	<b>\$1,290,642.00</b>	<b>\$0.00</b>	<b>\$0.00</b>	<b>\$0.00</b>	<b>\$0.00</b>	<b>\$0.00</b>	<b>\$8,381,286.00</b>
Zamora Park Renovation Project	City of El Monte	Yes		\$2,000,000.00	\$0.00	\$0.00	\$0.00	\$0.00	\$0.00	\$0.00	\$2,000,000.00
	East San Gabriel Valley Watershed Management Group	No		\$900,000.00	\$0.00	\$0.00	\$0.00	\$0.00	\$0.00	\$0.00	\$900,000.00
Lone Hill Park											
Fairplex	East San Gabriel Valley Watershed Management Group	Yes		\$2,900,000.00	\$0.00	\$0.00	\$0.00	\$0.00	\$0.00	\$0.00	\$2,900,000.00
FINKBINER PARK STORMWATER CAPTURE PROJECT	City of Glendora	No		\$1,290,644.00	\$1,290,642.00	\$0.00	\$0.00	\$0.00	\$0.00	\$0.00	\$2,581,286.00
Scientific Study				<b>\$100,000.00</b>	<b>\$0.00</b>	<b>\$0.00</b>	<b>\$519,822.00</b>	<b>\$519,822.00</b>	<b>\$0.00</b>	<b>\$0.00</b>	<b>\$1,139,644.00</b>
Regional Pathogen Reduction Study	Gateway Water Management Authority	No		\$100,000.00	\$0.00	\$0.00	\$519,822.00	\$519,822.00	\$0.00	\$0.00	\$1,139,644.00
Technical Resource				<b>\$300,000.00</b>	<b>\$0.00</b>	<b>\$0.00</b>	<b>\$0.00</b>	<b>\$0.00</b>	<b>\$0.00</b>	<b>\$0.00</b>	<b>\$300,000.00</b>
Sunset Crossing Park Multi-Benefit Stormwater Project	City of Diamond Bar	Yes		\$300,000.00	\$0.00	\$0.00	\$0.00	\$0.00	\$0.00	\$0.00	\$300,000.00
<b>FY22-23</b>					<b>\$2,290,000.00</b>	<b>\$781,393.00</b>	<b>\$15,000.00</b>	<b>\$0.00</b>	<b>\$0.00</b>	<b>\$0.00</b>	<b>\$3,086,393.00</b>
Infrastructure Project					<b>\$2,150,000.00</b>	<b>\$150,000.00</b>	<b>\$15,000.00</b>	<b>\$0.00</b>	<b>\$0.00</b>	<b>\$0.00</b>	<b>\$2,315,000.00</b>
Glendora Avenue Green Streets	City of Glendora	No			\$150,000.00	\$150,000.00	\$15,000.00	\$0.00	\$0.00	\$0.00	\$315,000.00
	East San Gabriel Valley Watershed Management Group	Yes			\$1,325,000.00	\$0.00	\$0.00	\$0.00	\$0.00	\$0.00	\$1,325,000.00
Pelota Park											
Marchant Park	East San Gabriel Valley Watershed Management Group	Yes			\$675,000.00	\$0.00	\$0.00	\$0.00	\$0.00	\$0.00	\$675,000.00
Scientific Study					<b>\$140,000.00</b>	<b>\$631,393.00</b>	<b>\$0.00</b>	<b>\$0.00</b>	<b>\$0.00</b>	<b>\$0.00</b>	<b>\$771,393.00</b>
Community Garden Stormwater Capture Investigation	Los Angeles Community Garden Council	No			\$120,000.00	\$258,284.00	\$0.00	\$0.00	\$0.00	\$0.00	\$378,284.00
Maximizing Impact of Minimum Control Measures	San Gabriel Valley Council of Governments	No			\$20,000.00	\$373,109.00	\$0.00	\$0.00	\$0.00	\$0.00	\$393,109.00
<b>FY23-24</b>						<b>\$300,000.00</b>	<b>\$0.00</b>	<b>\$0.00</b>	<b>\$0.00</b>	<b>\$0.00</b>	<b>\$300,000.00</b>
Technical Resource						<b>\$300,000.00</b>	<b>\$0.00</b>	<b>\$0.00</b>	<b>\$0.00</b>	<b>\$0.00</b>	<b>\$300,000.00</b>
West Covina Regional Projects and Green Streets	City of West Covina	Yes				\$300,000.00	\$0.00	\$0.00	\$0.00	\$0.00	\$300,000.00
<b>Grand Total</b>			<b>\$10,919,762.00</b>	<b>\$18,280,067.00</b>	<b>\$27,093,294.00</b>	<b>\$18,459,287.00</b>	<b>\$19,341,604.00</b>	<b>\$719,822.00</b>	<b>\$200,000.00</b>	<b>\$200,000.00</b>	<b>\$95,213,836.00</b>