

Safe, Clean Water Program

Fiscal Year 2023-2024

Stormwater Investment Plan



Stormwater Investment Plan Upper Los Angeles River Watershed Area

The Stormwater Investment Plan (SIP) is an annual five (5) year plan developed by each Watershed Area Steering Committee (WASC) that recommends funding allocations for Projects and Programs in the Regional Program’s Infrastructure Program, Technical Resources Program, and Scientific Studies Program.

The purpose of the SIP is to capture recommended programming for the upcoming fiscal year as well as anticipated recommendations for the next four subsequent years.

The following sections include details regarding the recommended SIP:

Contents

1	Summary of Stormwater Investment Plan Recommendations	2
2	Summary of Meetings and Process.....	4
3	Infrastructure Program	6
4	Technical Resources Program	20
5	Scientific Studies Program	22
6	Next Steps	23

Attachments:

- Attachment A – Final Recommended SIP
- Attachment B – Summary to Date

Please review the recommended SIP and select one of the following:

	Regional Oversight Committee (ROC) concurs with the recommended SIP as-is
	Refer to ROC meeting minutes for comments

Safe, Clean Water Program

Fiscal Year 2023-2024

Stormwater Investment Plan



1 Summary of Stormwater Investment Plan Recommendations

The Upper Los Angeles Watershed Area receives approximately \$38.9M in annual Regional Program funds.

For Fiscal Year 2023-2024 (FY23-24), 13 Infrastructure Program Project applications, 0 Technical Resources Program Project concept applications, and 2 Scientific Studies Program applications were submitted for consideration. After careful review and consideration, the WASC voted to include 7 Infrastructure Program Projects, 0 Technical Resources Program Project concepts, 1 Scientific Studies, and 3 Watershed Coordinators into the recommended SIP.

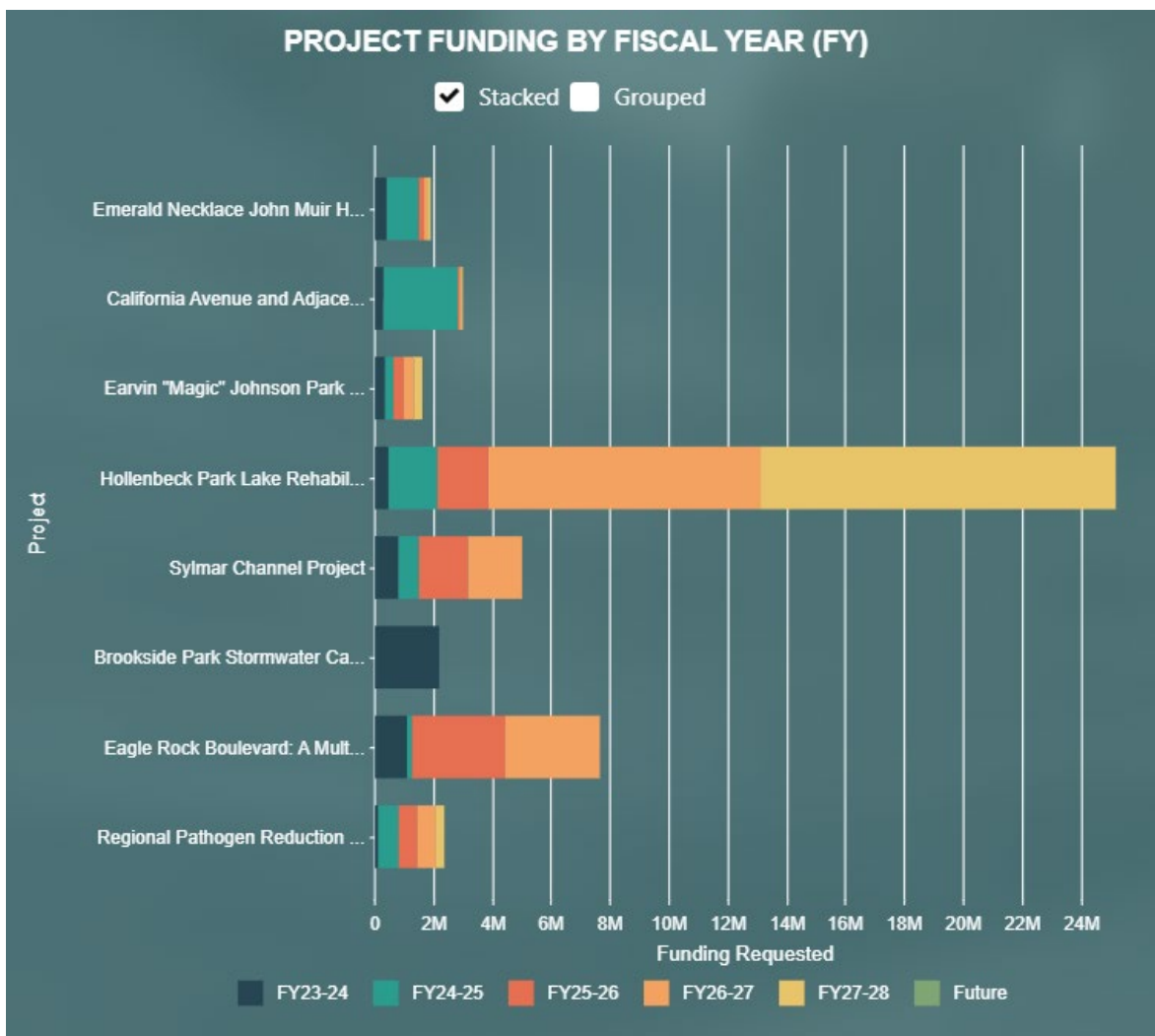
Below is a summary of the total funding allocated per year in the recommended SIP, including both new projects and continuing projects.

	Budget		Projections				
	FY23-24	FY24-25	FY25-26	FY26-27	FY27-28	Future Funding	TOTAL
A. Anticipated Annual Regional Program Funds Collected	\$38.9M	\$38.9M	\$38.9M	\$38.9M	\$38.9M		\$194M
B. Anticipated Annual Regional Program Funds Available (A+D) ⓘ	\$39.8M	\$52.5M	\$47.5M	\$49.1M	\$52.3M		
C. Total Recommendation in Current SIP	\$5.7M	\$7.2M	\$7.7M	\$15.5M	\$12.8M	\$0	\$48.8M
Total Allocated in Previous SIP(s)	\$20.5M	\$36.8M	\$29.5M	\$20.3M	\$10.7M	\$20.8M	\$118M
D. Remaining Balance/Rollover Funds (B-C) ⓘ	\$918k	\$13.7M	\$8.6M	\$10.3M	\$13.4M	\$28.8M	
E. Percent Allocated (C/B) ⓘ	66%	84%	78%	73%	45%		86%

Safe, Clean Water Program

Fiscal Year 2023-2024

Stormwater Investment Plan



Refer to Attachment A or the [SIP tool \(https://portal.safecleanwaterla.org/sip-tool/\)](https://portal.safecleanwaterla.org/sip-tool/) for the Final Recommended SIP with additional project details.

Safe, Clean Water Program

Fiscal Year 2023-2024

Stormwater Investment Plan



2 Summary of Meetings and Process

The WASC met 9 times between September 2022 and February 2023. Refer to [Upper Los Angeles River Watershed Area – Safe Clean Water Program \(safecleanwaterla.org\)](https://safecleanwaterla.org) for the current list of WASC members, meeting dates, and meeting materials.

2.1 Call for Projects

The Call for Projects for FY23-24 funding ended on July 31, 2022. After a check for completeness by the Los Angeles County Flood Control District (District) staff, the WASC received an overview of project submittals. The WASC discussed the Projects and voted to send all Infrastructure Projects to be scored by the Scoring Committee.

2.2 Scoring

The Scoring Committee evaluated each project submittal and provided an official score based on the scoring criteria defined in the [Feasibility Study Guidelines \(https://safecleanwaterla.org/wp-content/uploads/2019/09/Feasibility-Study-Guidelines-20190917-FINAL-1.pdf\)](https://safecleanwaterla.org/wp-content/uploads/2019/09/Feasibility-Study-Guidelines-20190917-FINAL-1.pdf). Since all Regional Program Projects must meet the Threshold Score of 60 points or more to be eligible for consideration in the Infrastructure Program, only those qualifying projects were returned to the WASC for further evaluation. The following projects were determined unable to score or scored below the threshold:

- South Pasadena Huntington Drive Regional Green Street Project (City of South Pasadena)

See [Scoring Rubric \(https://safecleanwaterla.org/wp-content/uploads/2022/12/ULAR-FY23-24-Scoring-Rubric-20221201.pdf\)](https://safecleanwaterla.org/wp-content/uploads/2022/12/ULAR-FY23-24-Scoring-Rubric-20221201.pdf) for more details.

2.3 Presentations

The WASC received presentations from all Regional Program applicants that submitted complete proposals. Each presentation was allotted approximately 10 minutes of presentation time with 10 minutes for questions and answers; additional time for presentation or Q&A was accommodated when necessary. The committee members discussed each application at the conclusion of each presentation.

As appropriate, the WASC also received updates from the previous applicants on Projects, Project concepts, and Studies, that were previously approved from the FY20-21, FY21-22, and FY22-23 SIPs. Those recipients continue to execute their Transfer Agreements or Addendums, receive funds, initiate the approved activities, and begin the formal reporting process.

Safe, Clean Water Program

Fiscal Year 2023-2024

Stormwater Investment Plan



2.4 Preliminary Ranking Worksheet

The WASC discussed each eligible Project, Project concept, and scientific study as a group. The applications were ranked by each committee member and the totals were aggregated as follows:

Program	Project Name	Number of Rankings	Total*	Program Place
IP	Sylmar Channel Project	14	138	1
IP	Hollenbeck Park Lake Rehabilitation Project	13	114	2
IP	Earvin "Magic" Johnson Park Operation and Maintenance Project	14	113	3
IP	Eagle Rock Boulevard: A Multi-Modal Stormwater Capture Project	12	102	4
IP	California Avenue and Adjacent Streets Stormwater Capture Project	12	101	5
IP	Emerald Necklace John Muir High School Campus Natural Infrastructure Improvement Project	12	88	6
IP	Bowtie Demonstration Project (Updated)	12	87	7
IP	McCambridge Park Stormwater Capture Multi-Benefit Project	11	85	8
IP	Brookside Park Stormwater Capture Project	11	82	9
IP	Green Street Demonstration Project on Main Street	11	77	10
IP	Mission Mile Sepulveda: A Climate Resilient Urban Greenway to Cultural Connections Project	11	71	11
IP	Arroyo Seco Projects	7	15	12
SS	Groundwater Quality Monitoring: Studying Pollution Removal in Stormwater Drywells and Monitoring the Spatial and Temporal Effects of Stormwater Drywells on Local Groundwater Quality	7	13	1
SS	Regional Pathogen Reduction Study	7	9	2

* NOTE: These values are NOT project scores but rather a weighted representation of the committee's preliminary rankings to help prioritize funding considerations and discussion.

2.5 SIP Development

The WASC is aware of the District's in-progress Metrics and Monitoring Study that is intended to help inform future SIP development through the support of both early/coordinated planning as well as more meaningful tracking/monitoring of projects and benefits. These results, along with other efforts and regional plans related to identifying needs, priorities, and lessons learned, will continue to be grafted into the Regional Program process as able. In the meantime, the WASC reviewed and utilized all available

Safe, Clean Water Program

Fiscal Year 2023-2024

Stormwater Investment Plan



information and guidance materials including, but not limited to, the items listed below. Please refer to the [Project Portal \(https://portal.safecleanwaterla.org/scw-reporting/map\)](https://portal.safecleanwaterla.org/scw-reporting/map) and the WASC webpage on the [Safe, Clean Water website \(www.safecleanwaterla.org\)](http://www.safecleanwaterla.org) for details.

- Project applications, factsheets, and presentations
- Safe Clean Water Spatial Data Library
- SIP Programming Tool
- Preliminary Rankings, as applicable
- Anticipated future construction costs for projects
- Program Guidance
 - Programming of Nature-Based Solutions
 - Implementing Disadvantaged Community Policies in the Regional Program
 - Strengthening Community Engagement and Support
 - Water Supply
 - Partial Funding Guidelines

The WASC discussed all available information and received public comments before voting to approve Projects and studies and their corresponding annual funding allocations into the recommended SIP.

2.6 Summary of Public Comment

The WASC received public comments which are available in the WASC meeting minutes on the [Upper Los Angeles River Watershed Area – Safe Clean Water Program \(safecleanwaterla.org\)](http://www.safecleanwaterla.org). The WASC did not receive any strong public input contrary to the recommended SIP. The WASC received strong public support for the Hollenbeck Park Lake Rehabilitation Project (City of Los Angeles, Department of Public Works, LA Sanitation and Environment).

3 Infrastructure Program

3.1 Submitted and Recommended Projects

All projects were evaluated as described above in Section 2 Summary of Meetings. Below is a list of all Projects submitted to the FY23-24 Infrastructure Program for this Watershed Area. Projects shown in white have been included in the recommended SIP.

Row Labels	Project Lead	Project Status	Phase(s)	Total Funding FY23-28
Arroyo Seco Projects	City of South Pasadena	Not included	Construction, Design, Planning	\$33,995,086.06
Bowtie Demonstration Project (Updated)	The Nature Conservancy	Not included	Construction, O&M	\$7,164,575.00
Brookside Park Stormwater Capture Project	City of Pasadena	Included in SIP	Design	\$2,198,612.00

Safe, Clean Water Program

Fiscal Year 2023-2024

Stormwater Investment Plan



Row Labels	Project Lead	Project Status	Phase(s)	Total Funding FY23-28
California Avenue and Adjacent Streets Stormwater Capture Project	City of Glendale	Included in SIP	Design, Construction, O&M	\$2,970,899.00
Eagle Rock Boulevard: A Multi-Modal Stormwater Capture Project	City of Los Angeles, Department of Public Works, StreetsLA	Included in SIP	Design, Construction, Bid/Award	\$7,632,723.00
Earvin "Magic" Johnson Park Operation and Maintenance Project	Los Angeles County Public Works	Included in SIP	O&M	\$1,625,000.00
Emerald Necklace John Muir High School Campus Natural Infrastructure Improvement Project	Claire Robinson, Amigos de los Rios	Included in SIP	Planning, Design, Construction, O&M	\$1,891,500.00
Green Street Demonstration Project on Main Street	City of Alhambra	Not included	Design, Construction	\$3,773,000.00
Hollenbeck Park Lake Rehabilitation Project	City of Los Angeles, Department of Public Works, LA Sanitation and Environment	Included in SIP	Planning, Design, Construction, O&M	\$25,161,316.00
McCambridge Park Stormwater Capture Multi-Benefit Project	City of Burbank Public Works Department	Not included	Design	\$2,930,000.00
Mission Mile Sepulveda: A Climate Resilient Urban Greenway to Cultural Connections Project	City of Los Angeles, Department of Public Works, StreetsLA	Not included	Design, Construction, Bid/Award	\$22,914,301.00
Sylmar Channel Project	City of Los Angeles, Department of Public Works, LA Sanitation and Environment	Included in SIP	Planning, Design, Construction, O&M	\$5,005,515.00

Safe, Clean Water Program

Fiscal Year 2023-2024

Stormwater Investment Plan



Refer to Attachment A or the [SIP tool \(https://portal.safecleanwaterla.org/sip-tool/\)](https://portal.safecleanwaterla.org/sip-tool/) for the Final Recommended SIP with additional project details.

Note, Projects requesting only Design funds are expected to request Construction funds in subsequent years. In addition, all Projects included in the recommended SIP are expected to request additional funding for operations, maintenance, and monitoring for a minimum useful life of 30 years.

3.2 Discussion of Criteria

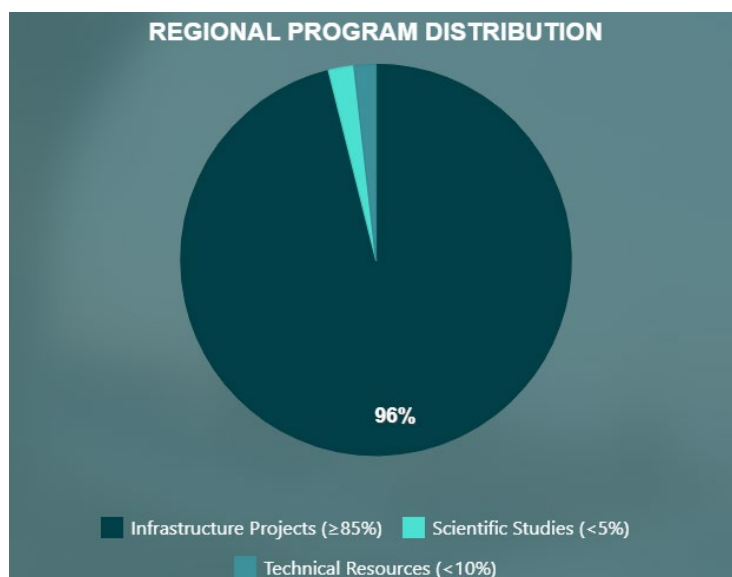
Per LACFCD Code Ch18.07.B.2, the SIPs shall be developed by the WASC in accordance with the criteria described below.

3.2.1 Regional Program Allocations

Compliant with LACFCD Code Ch18.07.B.2.a

Below is a summary of the Regional Program allocations over the 5-year SIP, which includes both new and continuing projects.

Funding Program	Total SCW Funding Allocated FY23-28	Funding Distribution for Subprograms FY23-28
Infrastructure Program (≥85%)	\$160,038,566.80	96.1%
Scientific Studies (<5%)	\$3,526,022.25	2.1%
Technical Resources Program (<10%)	\$3,000,000.00	1.8%
Grand Total	\$166,564,589.05	



Safe, Clean Water Program

Fiscal Year 2023-2024

Stormwater Investment Plan




3.2.2 Project Benefits

Compliant with LACFCD Code Ch18.04.E

The Scoring Committee confirmed the scores provided by each project including Water Quality Benefits, Water Supply Benefits, Community Investment Benefits, Nature-Based Solutions, and Leveraging Funds and Community Support as defined in the Feasibility Study Guidelines.

Below are the overall scoring category distributions for the new Infrastructure Program Projects included in the recommended SIP.



3.2.3 MS4 Compliance

Compliant with LACFCD Code Ch18.07.B.2.b.

Below is an overview of the applicant-entered water quality data for the new FY23-24 Infrastructure Program Projects included in the recommended SIP.

Project Name	Project Type	Capture Area (acres)	24-hr Capacity (acre-feet)
Brookside Park Stormwater Capture Project	Wet	1,166	28.99
California Avenue and Adjacent Streets Stormwater Capture Project	Wet	164	10.08
Eagle Rock Boulevard: A Multi-Modal Stormwater Capture Project	Dry	2,220	1.67
Earvin "Magic" Johnson Park Operation and Maintenance Project	Dry	375	15.00
Emerald Necklace John Muir High School Campus Natural Infrastructure Improvement Project	Wet	22	1.46

Safe, Clean Water Program

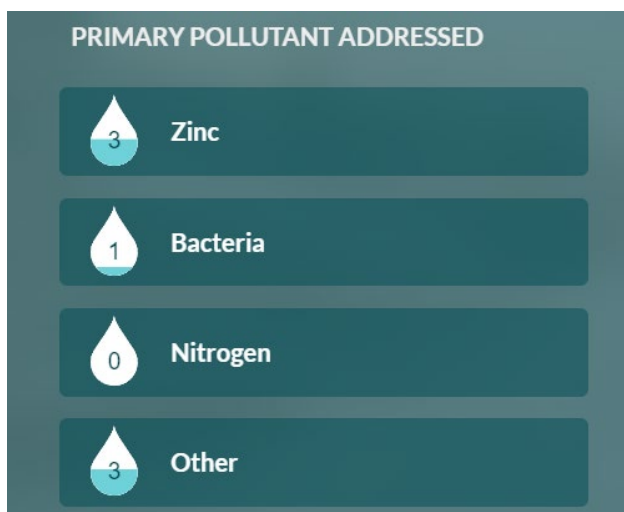
Fiscal Year 2023-2024

Stormwater Investment Plan



Project Name	Project Type	Capture Area (acres)	24-hr Capacity (acre-feet)
Hollenbeck Park Lake Rehabilitation Project	Dry	696	*9.64
Sylmar Channel Project	Wet	272	26.30
Grand Total		4,915	93.14

*Note: User estimated 24-hour volume used instead of Module-generated Storage Volume.



*NOTE: "Other" may include Dry Weather Projects, Copper, Lead, Toxics, Phosphorus, and Chloride. Eagle Rock Boulevard: A Multi-Modal Stormwater Capture Project, Earvin "Magic" Johnson Park Operation and Maintenance Project, and Hollenbeck Park Lake Rehabilitation Project are all Dry Weather Projects.

3.2.4 Disadvantaged Communities (DAC) Benefits

Compliant with LACFCD Code Ch18.07.B.2.c.

Based on the total Infrastructure Program funding allocations for the SIP and the ratio of the DAC population to the total population in each Watershed Area, funding for Projects that provide DAC benefits over the 5-year SIP shall not be less than the value shown below. Below is an overview of Funding Allocated for DACs from FY23-28.

Safe, Clean Water Program

Fiscal Year 2023-2024

Stormwater Investment Plan



DISADVANTAGED COMMUNITY (DAC) ALLOCATION	
Required DAC Ratio	45%
Required Funding for DACs FY23-28 (110%)	\$ 79,395,133
Funding Allocated for DACs FY23-28	\$ 147,248,915

* These figures are based on the 2020 US Census and will be updated periodically.

As shown, the total Safe, Clean Water Funds benefiting DAC over a rolling 5-year period for the recommended SIP is greater than the required funding for DACs for this Watershed Area.

Below is an overview of the WASC-confirmed DAC Benefit for the new FY23-24 Infrastructure Program Projects included in the recommended SIP. To better assist with and standardize this determination in the future, the District developed interim guidance for implementing Disadvantage Community Policies in the Regional Program. Interim guidance is available on our website (<https://safecleanwaterla.org/2022-interim-guidance/>).

Project Name	Provides Benefit to a DAC	Total Funding FY23-28
Brookside Park Stormwater Capture Project	No	\$2,198,612.00
California Avenue and Adjacent Streets Stormwater Capture Project	Yes	\$2,970,899.00
Eagle Rock Boulevard: A Multi-Modal Stormwater Capture Project	Yes	\$7,632,723.00
Earvin "Magic" Johnson Park Operation and Maintenance Project	Yes	\$1,625,000.00
Emerald Necklace John Muir High School Campus Natural Infrastructure Improvement Project	Yes	\$1,891,500.00
Hollenbeck Park Lake Rehabilitation Project	Yes	\$25,161,316.00
Sylmar Channel Project	Yes	\$5,005,515.00

3.2.5 Municipality Benefits

Compliant with LACFCD Code Ch18.07.B.2.d.

The ordinance language calls for a distribution of benefits, not necessarily just dollars invested. The currently recommended Projects are distributed throughout the Watershed Area to help comply with this rolling 5-year criterion in future years. The District intends to develop guidance for evaluating and tracking municipality benefits in future years.

Safe, Clean Water Program

Fiscal Year 2023-2024

Stormwater Investment Plan



Below is a summary of the Municipality in which each new FY23-24 Infrastructure Program Project included in the recommended SIP is located and the Municipalities within the Project's capture area.

Project Name (Municipality)	Municipalities within Project Capture Area
Brookside Park Stormwater Capture Project (Pasadena)	Pasadena
	Unincorporated (Los Angeles County)
California Avenue and Adjacent Streets Stormwater Capture Project (Glendale)	Glendale
Eagle Rock Boulevard: A Multi-Modal Stormwater Capture Project (Los Angeles)	Los Angeles
	Glendale
	Pasadena
Earvin "Magic" Johnson Park Operation and Maintenance Project (Unincorporated (Los Angeles County))	Unincorporated (Los Angeles County)
Emerald Necklace John Muir High School Campus Natural Infrastructure Improvement Project (Pasadena)	Pasadena
Hollenbeck Park Lake Rehabilitation Project (Los Angeles)	Los Angeles
	Unincorporated (Los Angeles County)
Sylmar Channel Project (Unincorporated (Los Angeles County))	Los Angeles

3.2.6 Project Types and Sizes

Compliant with LACFCD Code Ch18.07.B.2.e.

Recommendations include a variety of projects to ensure compliance with this rolling 5-year criterion in future years.

Below is a summary of project types and the total capture area in acres for the new FY23-24 Infrastructure Program Projects included in the recommended SIP.

Project Name	Project Type	BMP Type	Capture Area (acres)
Brookside Park Stormwater Capture Project	Wet	Infiltration Facility	1,166
California Avenue and Adjacent Streets Stormwater Capture Project	Wet	Infiltration Well	164
Eagle Rock Boulevard: A Multi-Modal Stormwater Capture Project	Dry	Biofiltration	2,220
Earvin "Magic" Johnson Park Operation and Maintenance Project	Dry	Treatment Facility	375

Safe, Clean Water Program

Fiscal Year 2023-2024

Stormwater Investment Plan

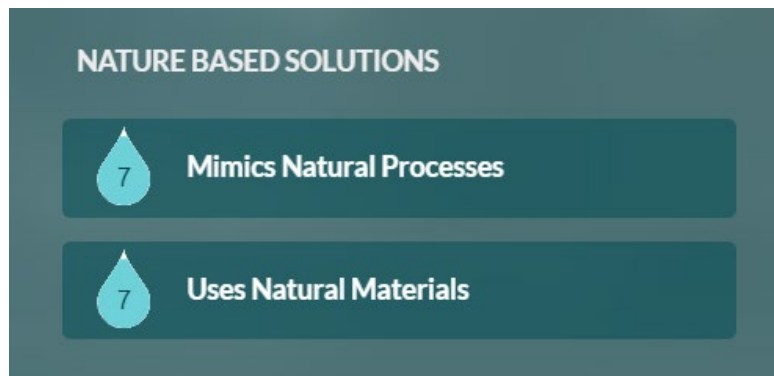


Emerald Necklace John Muir High School Campus Natural Infrastructure Improvement Project	Wet	Infiltration Well	22
Hollenbeck Park Lake Rehabilitation Project	Dry	Infiltration Facility	696
Sylmar Channel Project	Wet	Infiltration Facility	272
Grand Total			4,915

3.2.7 Nature-Based Solutions

Compliant with LACFCD Code Ch18.07.B.2.f.

Below is a summary of the new FY23-24 Infrastructure Program Projects included in the recommended SIP that implement Nature-Based Solutions (NBS).



Project Name	Mimics Natural Processes	Uses Natural Materials
Brookside Park Stormwater Capture Project	Yes	Yes
California Avenue and Adjacent Streets Stormwater Capture Project	Yes	Yes
Eagle Rock Boulevard: A Multi-Modal Stormwater Capture Project	Yes	Yes
Earvin "Magic" Johnson Park Operation and Maintenance Project	Yes	Yes
Emerald Necklace John Muir High School Campus Natural Infrastructure Improvement Project	Yes	Yes
Hollenbeck Park Lake Rehabilitation Project	Yes	Yes
Sylmar Channel Project	Yes	Yes

Safe, Clean Water Program

Fiscal Year 2023-2024

Stormwater Investment Plan



Mimics Natural Process: Implements natural processes or mimics natural processes to slow, detain, capture, and absorb/infiltrate water in a manner that protects, enhances and/or restores habitat, green space and/or usable open space.

Uses Natural Materials: Utilizes natural materials such as soils and vegetation with a preference for native vegetation.

For reference, the District developed interim guidance related to developing and programming Nature-Based Solutions. Interim guidance is available on our website (<https://safecleanwaterla.org/2022-interim-guidance/>).

3.2.8 Leveraged Funds and Community Support

Below is a summary of leveraged funds, SCW funding allocations, and community support for the FY23-24 Infrastructure Program Projects included in the recommended SIP.

Project Name	Status of Leveraged Funds	Sum of Leveraged Funding	Community Support Score (max 4 points)
Brookside Park Stormwater Capture Project	None	\$0.00	0
California Avenue and Adjacent Streets Stormwater Capture Project	Commitment Received	\$990,318.00	1
Eagle Rock Boulevard: A Multi-Modal Stormwater Capture Project	Commitment Received	\$16,362,000.00	4
Earvin "Magic" Johnson Park Operation and Maintenance Project	Commitment Received	\$1,625,000.01	4
Emerald Necklace John Muir High School Campus Natural Infrastructure Improvement Project	In Progress	\$500,000.00	4
	Commitment Received	\$237,500.00	
Hollenbeck Park Lake Rehabilitation Project	Commitment Received	\$14,431,637.00	3
	Money Received	\$5,000,000.00	
Sylmar Channel Project	Commitment Received	\$5,009,101.00	3
Grand Total		\$44,155,556.01	

*NOTE: Community support points are awarded when the Project demonstrates strong local, community-based support and/or has been developed as part of a partnership with local NGOs/CBOs

For reference, the District developed interim guidance related to Strengthening Community Engagement and Support. Interim guidance is available on our website (<https://safecleanwaterla.org/2022-interim-guidance/>).

Safe, Clean Water Program

Fiscal Year 2023-2024

Stormwater Investment Plan



3.2.9 Long Term Planning Considerations

The WASC incorporated long term planning by considering anticipated future construction costs for continuing and new projects during SIP development. The future anticipated construction costs were estimated and confirmed by Infrastructure Program Project applicants and actual future SCW funding requests for construction may differ due to updated project estimates, leveraged funding, awarded grants, or local match. The majority of WASC members noted the purpose was to demonstrate progress toward MS4 compliance, provide a more accurate construction schedule/cost estimate, and to seek out potential leveraged funding options.

In addition, the annual Operations and Maintenance (O&M) projections provided in the Project applications for the new and continuing Projects were included in the SIP tool and shown below. The recommended SIP anticipates a total annual O&M cost of \$7.9M of the anticipated \$38.9M annual Regional Program funds collected and will be accounted for in future SIPs.

Below is a summary of the total funding allocated per year in the recommended SIP, including estimated construction costs for both new projects and continuing projects. This represents the theoretical SIP projections based on currently anticipated additional funding requests to cover subsequent phases.

	Budget		Projections					TOTAL	Annual O&M
	FY23-24	FY24-25	FY25-26	FY26-27	FY27-28	Future Funding			
A. Anticipated Annual Regional Program Funds Collected	\$38.9M	\$38.9M	\$38.9M	\$38.9M	\$38.9M		\$194M		
B. Anticipated Annual Regional Program Funds Available (A+D) ⓘ	\$39.8M	\$52.5M	\$40.7M	\$38.9M	\$38.9M				
C. Total Recommendation in Current SIP	\$5.7M	\$13.9M	\$14.4M	\$22.2M	\$13.1M	\$0	\$69.4M	\$2.1M	
Total Allocated in Previous SIP(s)	\$20.5M	\$36.8M	\$33.5M	\$24.3M	\$12.7M	\$21.8M	\$128M	\$5.8M	
D. Remaining Balance/Rollover Funds (B-C) ⓘ	\$918k	\$13.7M	\$1.8M	\$0	\$0	\$13.1M		Total: \$7.9M	
E. Percent Allocated (C/B) ⓘ	66%	97%	118%	120%	66%		101%		

*NOTE: This is not the recommended SIP.

Refer to the [SIP tool \(https://portal.safecleanwaterla.org/sip-tool/\)](https://portal.safecleanwaterla.org/sip-tool/) for the Final Recommended SIP with anticipated construction costs (“Final - Assuming Construction Cost” scenario). The theoretical SIP does not allow enough future budget to accommodate projects’ anticipated construction costs. Brookside Park Stormwater Capture Project (City of Pasadena), Westmont - Vermont Avenue Green Improvement Project (Los Angeles County Public Works), and Altadena - Lake Avenue Green Improvement Project (Los Angeles County Public Works) requested SCW funding in FY23-24, FY21-22, and FY21-22 respectively for design only to provide a more accurate construction schedule/cost estimate and to seek out potential leveraged funding options. The majority of the members in the WASC were confident in the Watershed Area’s ability to solidify other funding sources to bring these projects to completion. If unable to do so, the WASC understands they will need to defer the construction of certain projects to occur in later years.

Safe, Clean Water Program

Fiscal Year 2023-2024

Stormwater Investment Plan



3.2.10 Other Considerations

The projects included in the recommended SIP were selected based on the results from the Preliminary Ranking Worksheet and robust discussion of Project benefits, anticipated future funding requests, and available funding.

The WASC received presentations from the Infrastructure Program applicants during the WASC meetings on December 7, 2022 and January 11, January 19, and February 1, 2023.

Five Infrastructure Program Project developers offered to redistribute their funding request from one FY to another FY in the SIP programming years to address the limited funding capacity (approximately \$2M) and heavy funding request in the budgeted year (FY23-24). There were no Project applicants that offered to redistribute funding. During the WASC meetings on November 2 and December 7, 2022, the WASC agreed with the following redistributions from the respective Project developers:

- Broadway-Manchester Multi-Modal Green Streets Project (City of Los Angeles, Bureau of Street Services) redistribution of \$4,000,000.00 from FY23-24 to \$1,167,000 for FY24-25 and \$2,833,000 for FY25-26
- Lankershim Boulevard Local Area Urban Flow Management Network Project (City of Los Angeles, Bureau of Sanitation) redistribution of \$5,139,380.00 from FY23-24 to FY25-26
- Lincoln Park Neighborhood Green Street Network (City of Los Angeles, Bureau of Sanitation) redistribution of \$3,726,916.00 from FY23-24 to FY26-27
- Oro Vista Local Area Urban Flow Management Project (City of Los Angeles, Bureau of Sanitation) redistribution of \$2,118,120.00 FY23-24 to FY25-26
- Valley Plaza Park Stormwater Capture Project (Los Angeles Department of Water and Power) redistribution of \$2,116,000.00 FY23-24 to FY26-27

3.3 Continuing Projects

All projects were evaluated as described above in Section 2 Summary of Meetings and Process. Below is a list of continuing Infrastructure Program Projects included in the SIP for this Watershed Area.

Project Name	Project Applicant	SIP Year	SIP Funding Status	Phase(s)	Projected Funding Remaining
Echo Park Lake Rehabilitation Operation and Maintenance	City of Los Angeles, LA Sanitation and Environment	FY22-23	Continuing allocation	O&M	\$1,920,000.00
Jackson Elementary School Campus Greening and Stormwater Quality	Amigos de los Rios (ADLR) and Pasadena Unified School District (PUSD)	FY22-23	Continuing allocation	Design, Construction, O&M	\$2,562,948.00

Safe, Clean Water Program

Fiscal Year 2023-2024

Stormwater Investment Plan



Project Name	Project Applicant	SIP Year	SIP Funding Status	Phase(s)	Projected Funding Remaining
Improvement Project					
Watts Civic Center Serenity Greenway	City of Los Angeles, Council District 15	FY22-23	Continuing allocation	Planning, Design, Construction	\$2,414,000.00
Whitsett Fields Park North Stormwater Capture Project	Los Angeles Department of Water and Power (LADWP)	FY22-23	Continuing allocation	Design, Construction	\$7,553,000.00
Winery Canyon Channel and Descanso Gardens Stormwater Capture and Reuse Project	Descanso Gardens Guild, Inc.; City of La Canada Flintridge	FY22-23	Continuing allocation	Design, Construction, O&M	\$6,354,800.00
Altadena - Lake Avenue Green Improvement	Los Angeles County Public Works	FY21-22	Completed allocation	Design	\$0.00
Altadena Mariposa Green Street Demonstration Project	Amigos de los Rios, Claire Robinson	FY21-22	Continuing allocation	Design, Construction, O&M, Monitoring	\$28,500.00
Arroyo Seco-San Rafael Treatment Wetlands	City of Pasadena	FY21-22	Continuing allocation	Design, Construction	\$2,370,936.00
Broadway-Manchester Multi-Modal Green Streets Project	City of Los Angeles Bureau of Street Services (StreetsLA)	FY21-22	Continuing allocation	Design, Construction	\$6,833,000.00
David M. Gonzales Recreation Center Stormwater Capture Project	Los Angeles Department of Water and Power (LADWP)	FY21-22	Continuing allocation	Design, Construction	\$14,719,000.00
Lincoln Park Neighborhood Green Street Network	City of Los Angeles Sanitation and Environment	FY21-22	Continuing allocation	Planning, Design, Construction, O&M	\$11,180,748.00
Los Angeles Pierce College Northeast	Los Angeles Community	FY21-22	Completed allocation	Design, Construction	\$0.00

Safe, Clean Water Program

Fiscal Year 2023-2024

Stormwater Investment Plan



Project Name	Project Applicant	SIP Year	SIP Funding Status	Phase(s)	Projected Funding Remaining
Campus Stormwater Capture & Use and Biofiltration Project	College District & BuildLACCD				
Metro Orange Line a Water Infiltration and Quality Project	Los Angeles County Metropolitan Transportation Authority	FY21-22	Continuing allocation	Planning, Design, Construction, O&M	\$15,757,600.00
Valley Plaza Park Stormwater Capture Project	Los Angeles Department of Water and Power (LADWP)	FY21-22	Continuing allocation	Design, Construction	\$20,102,000.00
Westmont - Vermont Avenue Green Improvement	Los Angeles County Public Works	FY21-22	Completed allocation	Design	\$0.00
Active Transportation Rail to River Corridor Project - Segment A	Los Angeles Metropolitan Transit Authority (Metro)	FY20-21	Continuing allocation	Planning, Design, Construction, O&M	\$925,000.00
City of San Fernando Regional Park Infiltration Project	City of San Fernando	FY20-21	Continuing allocation	Construction, O&M	\$200,800.00
Echo Park Lake Rehabilitation	City of Los Angeles, Bureau of Sanitation	FY20-21	Completed allocation	O&M	\$0.00
Fernangeles Park Stormwater Capture Project	Los Angeles Department of Water and Power (LADWP)	FY20-21	Continuing allocation	Planning, Design, Construction, O&M	\$836,074.83
Franklin D. Roosevelt Park Regional Stormwater Capture Project	Los Angeles County	FY20-21	Completed allocation	Completed Project	\$0.00
Lankershim Boulevard Local Area Urban Flow Management Network Project	City of Los Angeles, Bureau of Sanitation	FY20-21	Continuing allocation	Design, Construction	\$10,278,760.00

Safe, Clean Water Program

Fiscal Year 2023-2024

Stormwater Investment Plan



Project Name	Project Applicant	SIP Year	SIP Funding Status	Phase(s)	Projected Funding Remaining
Oro Vista Local Area Urban Flow Management Project	City of Los Angeles, Bureau of Sanitation	FY20-21	Continuing allocation	Planning, Design, Construction, O&M	\$4,236,240.00
Rory M. Shaw Wetlands Park Project	Los Angeles Flood Control District	FY20-21	Continuing allocation	Construction	\$4,000,000.00
Strathern Park North Stormwater Capture Project	Los Angeles Department of Water and Power (LADWP)	FY20-21	Continuing allocation	Planning, Design, Construction, O&M	\$927,860.55
The Distributed Drywell System Project	City of Glendale	FY20-21	Continuing allocation	Planning, Design, Construction, O&M	\$34,000.00
Valley Village Park Stormwater Capture Project	Los Angeles Department of Water and Power (LADWP)	FY20-21	Continuing allocation	Planning, Design, Construction, O&M	\$317,734.42
Walnut Park Pocket Park Project	County of Los Angeles	FY20-21	Completed allocation	Planning, Design, Construction	\$0.00

Refer to Attachment A or the [SIP tool \(https://portal.safecleanwaterla.org/sip-tool/\)](https://portal.safecleanwaterla.org/sip-tool/) for the Final Recommended SIP with additional project details and refer to Attachment B for a Summary to Date.

3.3.1 Other Considerations

Future funding for O&M from the following continuing Projects were confirmed by the Project applicant for FY27-28 and Future Funding allocations in the recommended SIP:

- Metro Orange Line a Water Infiltration and Quality Project (Los Angeles County Metropolitan Transportation Authority)
- Active Transportation Rail to River Corridor Project - Segment A (Los Angeles County Metropolitan Transportation Authority)
- David M. Gonzales Recreation Center Stormwater Capture Project (Los Angeles Department of Water and Power)
- Valley Plaza Park Stormwater Capture Project (Los Angeles Department of Water and Power)

Safe, Clean Water Program

Fiscal Year 2023-2024

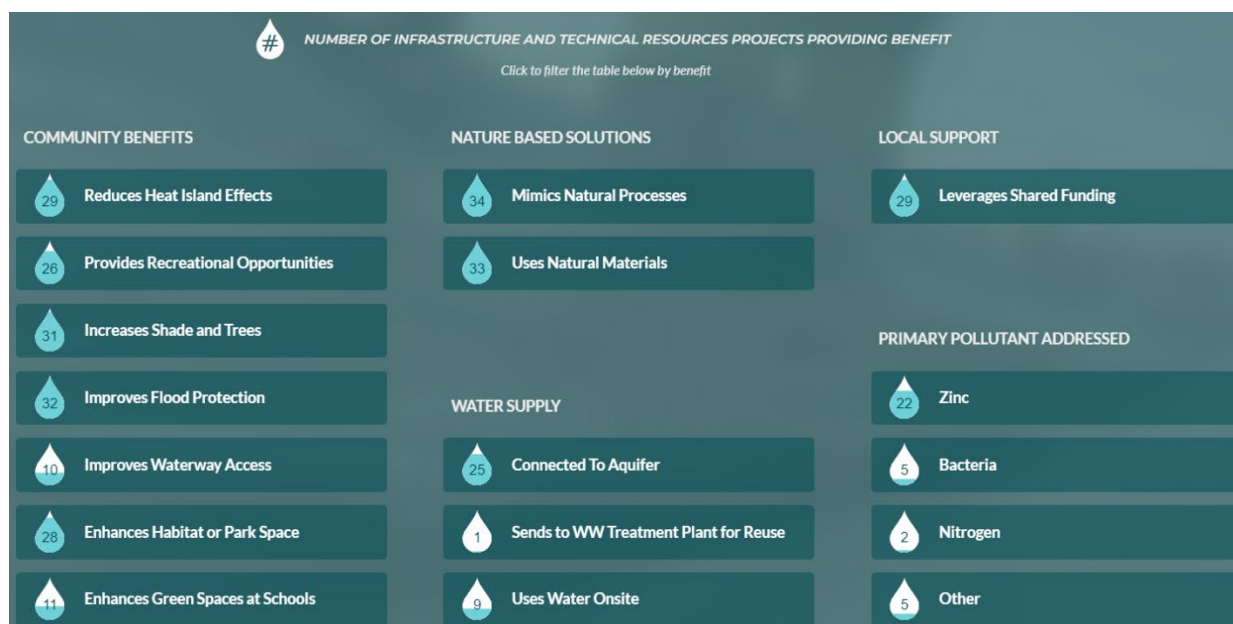
Stormwater Investment Plan



3.4 Projected Watershed Area Benefits To-Date

Below is a summary of the estimated aggregate benefits for Infrastructure Program Projects included in the approved FY20-21 SIP, FY21-22 SIP, FY22-23 SIP, and recommended FY23-24 SIP.

Area Managed by Projects (acres)	20,830
Project Storage Capacity (acre-feet)	2,281
Annual Average Stormwater Capture (acre-feet)	37,281
Dry Weather Inflow to Projects (cubic feet per sec)	60



4 Technical Resources Program

Per LACFCD Code Ch18.07.D, the purpose of the Technical Resources Program is to provide Technical Assistance Teams to assist with the development of Feasibility Studies and to provide Watershed Coordinators.

4.1 Submitted and Recommended Project Concepts

There were no Project concepts submitted to the FY23-24 Technical Resources Program for this Watershed Area. A placeholder to fund three Watershed Coordinators for up to \$200k/year per Watershed Coordinator was included in the recommended SIP.

Refer to Attachment A or the [SIP tool \(https://portal.safecleanwaterla.org/sip-tool/\)](https://portal.safecleanwaterla.org/sip-tool/) for the Final Recommended SIP with additional project details.

Safe, Clean Water Program

Fiscal Year 2023-2024

Stormwater Investment Plan



4.2 Continuing Project Concepts

Below is a list of continuing Technical Resources Program Project concepts included in previous SIP for this Watershed Area.

Project Name	Project Applicant	SIP Year	Status	Note
Camino Verde Pocket Park Regional Stormwater Capture Demonstration Project	City of South Pasadena	FY22-23	In Progress	
San Fernando Calles Verdes	City of San Fernando	FY22-23	In Progress	
McCambridge Park Stormwater Capture Multi-Benefit Project	City of Burbank	FY21-22	Complete	Submitted IP FY23-24 Not Selected
South Pasadena Huntington Drive Regional Green Street	City of South Pasadena	FY21-22	Complete	Submitted IP FY23-24 Not Selected
Arroyo Seco Projects	City of South Pasadena	FY20-21	Complete	Submitted IP FY23-24 Not Selected
Green Street Demonstration Project on Main Street	City of Alhambra	FY20-21	Complete	Submitted IP FY23-24 Not Selected
Hay Canyon Channel / FIS Sports Facilities Stormwater Capture Feasibility Study	City of La Cañada Flintridge	FY20-21	Complete	
Pasadena Unified School District Campus Green Infrastructure Development Project	Claire Robinson, Managing Director, Amigos de los Rios	FY20-21	Complete	
Winery Canyon Channel / Descanso Gardens Stormwater Capture Feasibility Study	City of La Cañada Flintridge	FY20-21	Complete	Funded as IP FY22-23

4.3 Discussion

The WASC decided to fund 3 Watershed Coordinators (2 positions from Council for Watershed Health and 1 position from Environmental Outreach Strategies).

It should be noted that 4 previously funded Project concepts from the Technical Resources Program submitted Infrastructure Program applications for this Watershed Area in FY23-24, but were not selected for inclusion in the FY23-24 SIP: Arroyo Seco Projects (FY20-21 City of South Pasadena), Green Street Demonstration Project on Main Street (FY20-21 City of Alhambra), South Pasadena Huntington Drive Regional Green Street (FY21-22 City of South Pasadena), and McCambridge Park Stormwater Capture Multi-Benefit Project (FY21-22 City of Burbank Public Works Department).

Safe, Clean Water Program

Fiscal Year 2023-2024

Stormwater Investment Plan



5 Scientific Studies Program

Per LACFCD Code Ch18.07.E, the purpose of the Scientific Studies Program is to provide funding for scientific and technical activities.

5.1 Submitted and Recommended Studies

Below is a list of all Scientific Studies submitted to the Scientific Studies Program for this Watershed Area. Studies shown in white have been included in the recommended SIP.

Project Name	Project Applicant	SIP Programming Status	Total Funding Allocated in this WASC
Groundwater Quality Monitoring: Studying Pollution Removal in Stormwater Drywells and Monitoring the Spatial and Temporal Effects of Stormwater Drywells on Local Groundwater Quality	California State Polytechnic University, Pomona	Not Included	\$1,691,188.00
Regional Pathogen Reduction Study	Gateway Water Management Authority	Included in SIP	\$2,328,277.14

Refer to Attachment A or the [SIP tool \(https://portal.safecleanwaterla.org/sip-tool/\)](https://portal.safecleanwaterla.org/sip-tool/) for the Final Recommended SIP with additional project details.

5.2 Continuing Studies

Below is a list of all the Scientific Studies that were included in the Previous Fiscal Year's SIP.

Project Name	Project Applicant	SIP Year	SIP Funding Status	Projected Funding Remaining
Additional Funding Request to Support the LRS Adaptation Addressing the LA River Bacteria TMDL for the ULAR Watershed Management Group	San Gabriel Valley Council of Governments	FY22-23	Continuing allocation	\$265,504.86
Community Garden Stormwater Capture Investigation	Los Angeles Community Garden Council	FY22-23	Continuing allocation	\$189,142.00
Maximizing Impact of Minimum Control Measures	San Gabriel Valley Council of Governments	FY22-23	Continuing allocation	\$524,878.25

Safe, Clean Water Program

Fiscal Year 2023-2024

Stormwater Investment Plan



Evaluation of infiltration testing methods for design of stormwater drywell systems	California State Polytechnic University, Pomona	FY21-22	Completed allocation	\$0.00
Fire Effects Study in the ULAR Watershed Management Area	San Gabriel Valley Council of Governments	FY21-22	Continuing allocation	\$218,220.00
LAUSD Living Schoolyards Program Pilot Study	TreePeople	FY21-22	Completed allocation	\$0.00
LRS Adaptation to Address the LA River Bacteria TMDL for the ULAR Watershed Management Group	San Gabriel Valley Council of Governments	FY20-21	Completed allocation	\$0.00
preSIP: A Platform for Watershed Science and Project Collaboration	San Gabriel Valley Council of Governments	FY20-21	Completed allocation	\$0.00
Recalculation of Wet Weather Zinc Criterion	City of Los Angeles Sanitation	FY20-21	Completed allocation	\$0.00

5.3 Discussion

The WASC received presentations from the Scientific Studies Program applicants during the WASC meetings on October 5, 2022. The District hired Southern California Coastal Water Research Project (SCCWRP) to provide independent, rapid, and unbiased evaluation (summary) of the technical adequacy of each scientific study proposal, which were shared with the project applicants and WASC members.

The WASC decided to fund the Regional Pathogen Study (Gateway Water Management Authority).

6 Next Steps

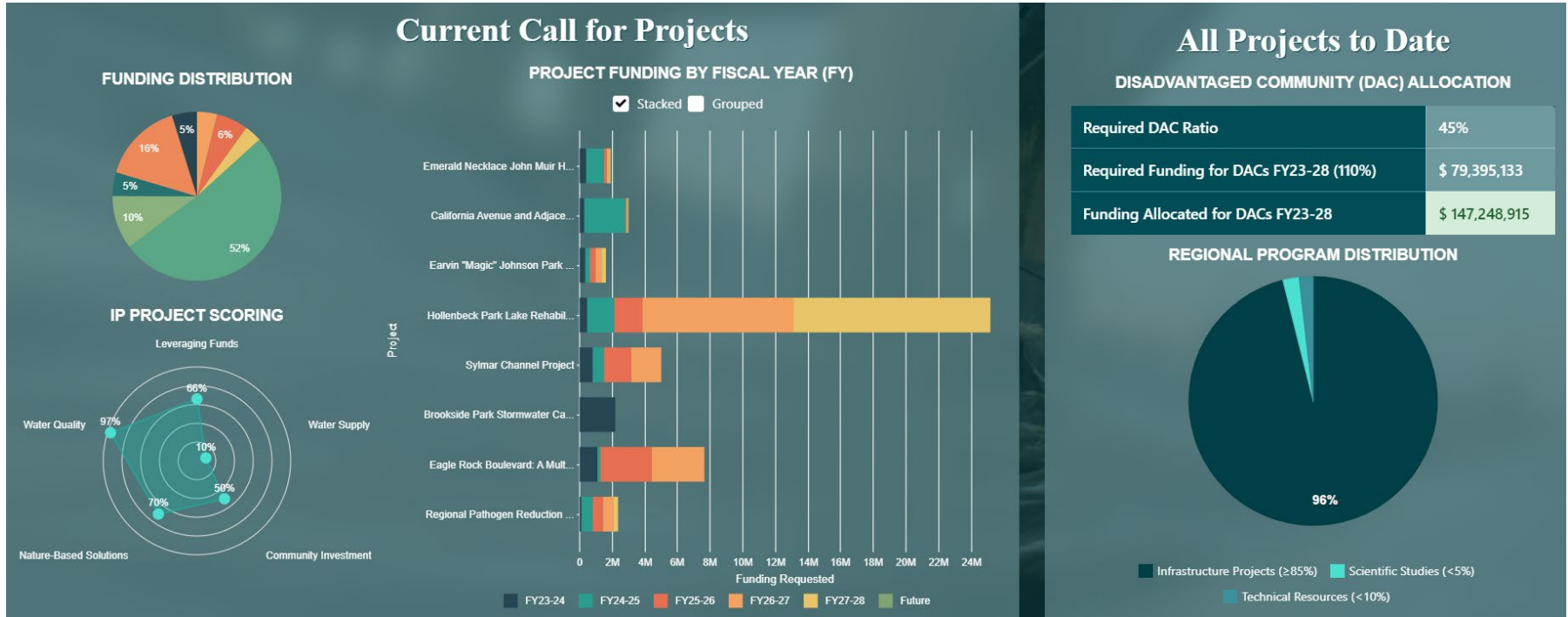
The WASC requests that the Regional Oversight Committee (ROC) advance the recommended SIP to the Board of Supervisors for approval.

Next WASC meeting(s):

- May 18, 2023, 2:00 pm – 4:00 pm (to consider ROC feedback, if available)

Additional meetings to be schedules to consider ROC feedback, if necessary.

Attachment A
Final Recommended SIP – Upper Los Angeles River



	Budget		Projections					TOTAL	Annual O&M
	FY23-24	FY24-25	FY25-26	FY26-27	FY27-28	Future Funding			
A. Anticipated Annual Regional Program Funds Collected	\$38.9M	\$38.9M	\$38.9M	\$38.9M	\$38.9M		\$194M		
B. Anticipated Annual Regional Program Funds Available (A+D) ⓘ	\$39.8M	\$52.5M	\$47.5M	\$49.1M	\$52.3M				
C. Total Recommendation in Current SIP	\$5.7M	\$7.2M	\$7.7M	\$15.5M	\$12.8M	\$0	\$48.8M	\$2.1M	
Total Allocated in Previous SIP(s)	\$20.5M	\$36.8M	\$29.5M	\$20.3M	\$10.7M	\$20.8M	\$118M	\$5.8M	
D. Remaining Balance/Rollover Funds (B-C) ⓘ	\$918k	\$13.7M	\$8.6M	\$10.3M	\$13.4M	\$28.8M		Total: \$7.9M	
E. Percent Allocated (C/B) ⓘ	66%	84%	78%	73%	45%		86%		

Watershed Area Upper Los Angeles River

Row Labels	Project Lead	DAC	FY 23-24 Budget	FY 24-25 Projection	FY 25-26 Projection	FY 26-27 Projection	FY 27-28 Projection	Anticipated SCW Funding FY 23-28
FY20-21			\$5,224,069.80	\$10,099,900.00	\$7,982,500.00	\$725,000.00	\$725,000.00	\$24,756,469.80
Infrastructure Project			\$4,624,069.80	\$9,499,900.00	\$7,382,500.00	\$125,000.00	\$125,000.00	\$21,756,469.80
Active Transportation Rail to River Corridor Project - Segment A	Los Angeles Metropolitan Transit Authority (Metro)	Yes	\$425,000.00	\$125,000.00	\$125,000.00	\$125,000.00	\$125,000.00	\$925,000.00
City of San Fernando Regional Park Infiltration Project	City of San Fernando (Kenneth Jones)	Yes	\$100,400.00	\$100,400.00	\$0.00	\$0.00	\$0.00	\$200,800.00
Echo Park Lake Rehabilitation	City of Los Angeles, Bureau of Sanitation	No	\$0.00	\$0.00	\$0.00	\$0.00	\$0.00	\$0.00
Fernangeles Park Stormwater Capture Project	Los Angeles Department of Water and Power (LADWP)	Yes	\$836,074.83	\$0.00	\$0.00	\$0.00	\$0.00	\$836,074.83
Franklin D. Roosevelt Park Regional Stormwater Capture Project	Los Angeles County	Yes	\$0.00	\$0.00	\$0.00	\$0.00	\$0.00	\$0.00
Lankershim Boulevard Local Area Urban Flow Management Network Project	City of Los Angeles, Bureau of Sanitation	Yes	\$0.00	\$5,139,380.00	\$5,139,380.00	\$0.00	\$0.00	\$10,278,760.00
Oro Vista Local Area Urban Flow Management Project	City of Los Angeles, Bureau of Sanitation	No	\$0.00	\$2,118,120.00	\$2,118,120.00	\$0.00	\$0.00	\$4,236,240.00
Rory M. Shaw Wetlands Park Project	Los Angeles Flood Control District	Yes	\$2,000,000.00	\$2,000,000.00	\$0.00	\$0.00	\$0.00	\$4,000,000.00
Strathern Park North Stormwater Capture Project	Los Angeles Department of Water and Power (LADWP)	Yes	\$927,860.55	\$0.00	\$0.00	\$0.00	\$0.00	\$927,860.55
The Distributed Drywell System Project	City of Glendale	Yes	\$17,000.00	\$17,000.00	\$0.00	\$0.00	\$0.00	\$34,000.00
Valley Village Park Stormwater Capture Project	Los Angeles Department of Water and Power (LADWP)	Yes	\$317,734.42	\$0.00	\$0.00	\$0.00	\$0.00	\$317,734.42
Walnut Park Pocket Park Project	County of Los Angeles	Yes	\$0.00	\$0.00	\$0.00	\$0.00	\$0.00	\$0.00
Scientific Study			\$0.00	\$0.00	\$0.00	\$0.00	\$0.00	\$0.00
LRS Adaptation to Address the LA River Bacteria TMDL for the ULAR Watershed Management Group	San Gabriel Valley Council of Governments	No	\$0.00	\$0.00	\$0.00	\$0.00	\$0.00	\$0.00
preSIP: A Platform for Watershed Science and Project Collaboration	San Gabriel Valley Council of Governments	No	\$0.00	\$0.00	\$0.00	\$0.00	\$0.00	\$0.00
Recalculation of Wet Weather Zinc Criterion	City of Los Angeles Sanitation	No	\$0.00	\$0.00	\$0.00	\$0.00	\$0.00	\$0.00
Technical Resource			\$600,000.00	\$600,000.00	\$600,000.00	\$600,000.00	\$600,000.00	\$3,000,000.00
Green Street Demonstration Project on Main Street	City of Alhambra	No	\$0.00	\$0.00	\$0.00	\$0.00	\$0.00	\$0.00
Hay Canyon Channel / FIS Sports Facilities Stormwater Capture Feasibility Study	City of La Canada Flintridge	No	\$0.00	\$0.00	\$0.00	\$0.00	\$0.00	\$0.00
Pasadena Unified School District Campus Green Infrastructure Development Project	Claire Robinson, Managing Director, Amigos de los Rios	Yes	\$0.00	\$0.00	\$0.00	\$0.00	\$0.00	\$0.00
Winery Canyon Channel / Descanso Gardens Stormwater Capture Feasibility Study	City of La Canada Flintridge	No	\$0.00	\$0.00	\$0.00	\$0.00	\$0.00	\$0.00
Upper Los Angeles River Watershed Coordinators WC: Environmental Outreach Strategies, Council for Watershed Health, Council for Watershed Health	Los Angeles County Flood Control District	No	\$600,000.00	\$600,000.00	\$600,000.00	\$600,000.00	\$600,000.00	\$3,000,000.00
Arroyo Seco Projects	City of South Pasadena	Yes	\$0.00	\$0.00	\$0.00	\$0.00	\$0.00	\$0.00
FY21-22			\$8,964,188.00	\$21,249,384.00	\$14,723,116.00	\$16,287,116.00	\$9,986,200.00	\$71,210,004.00
Infrastructure Project			\$8,745,968.00	\$21,249,384.00	\$14,723,116.00	\$16,287,116.00	\$9,986,200.00	\$70,991,784.00
Altadena - Lake Avenue Green Improvement	Los Angeles County Public Works	Yes	\$0.00	\$0.00	\$0.00	\$0.00	\$0.00	\$0.00
Altadena Mariposa Green Street Demonstration Project	Amigos de los Rios, Claire Robinson	Yes	\$10,500.00	\$9,000.00	\$9,000.00	\$0.00	\$0.00	\$28,500.00
Arroyo Seco-San Rafael Treatment Wetlands	City of Pasadena	Yes	\$1,185,468.00	\$1,185,468.00	\$0.00	\$0.00	\$0.00	\$2,370,936.00
Broadway-Manchester Multi-Modal Green Streets Project	City of Los Angeles Bureau of Street Services (StreetsLA)	Yes	\$0.00	\$4,000,000.00	\$2,833,000.00	\$0.00	\$0.00	\$6,833,000.00
David M. Gonzales Recreation Center Stormwater Capture Project	Los Angeles Department of Water and Power (LADWP)	Yes	\$1,550,000.00	\$2,130,000.00	\$3,099,000.00	\$4,067,000.00	\$3,873,000.00	\$14,719,000.00
Lincoln Park Neighborhood Green Street Network	City of Los Angeles Sanitation and Environment	Yes	\$0.00	\$3,726,916.00	\$3,726,916.00	\$3,726,916.00	\$0.00	\$11,180,748.00
Los Angeles Pierce College Northeast Campus Stormwater Capture & Use and Biofiltration Project	Los Angeles Community College District & BuildLACCD	No	\$0.00	\$0.00	\$0.00	\$0.00	\$0.00	\$0.00
Metro Orange Line a Water Infiltration and Quality Project	Los Angeles County Metropolitan Transportation Authority	Yes	\$6,000,000.00	\$7,288,000.00	\$823,200.00	\$823,200.00	\$823,200.00	\$15,757,600.00
Valley Plaza Park Stormwater Capture Project	Los Angeles Department of Water and Power (LADWP)	Yes	\$0.00	\$2,910,000.00	\$4,232,000.00	\$7,670,000.00	\$5,290,000.00	\$20,102,000.00
Westmont - Vermont Avenue Green Improvement	Los Angeles County Public Works	Yes	\$0.00	\$0.00	\$0.00	\$0.00	\$0.00	\$0.00
Scientific Study			\$218,220.00	\$0.00	\$0.00	\$0.00	\$0.00	\$218,220.00
Evaluation of infiltration testing methods for design of stormwater drywell systems	California State Polytechnic University, Pomona	No	\$0.00	\$0.00	\$0.00	\$0.00	\$0.00	\$0.00

Attachment A
Final Recommended SIP

Fire Effects Study in the ULAR Watershed Management Area	San Gabriel Valley Council of Governments	No	\$218,220.00	\$0.00	\$0.00	\$0.00	\$0.00	\$218,220.00
LAUSD Living Schoolyards Program Pilot Study	TreePeople	No	\$0.00	\$0.00	\$0.00	\$0.00	\$0.00	\$0.00
Technical Resource			\$0.00	\$0.00	\$0.00	\$0.00	\$0.00	\$0.00
McCambridge Park Stormwater Capture Multi-Benefit Project	City of Burbank	Yes	\$0.00	\$0.00	\$0.00	\$0.00	\$0.00	\$0.00
South Pasadena Huntington Drive Regional Green Street	City of South Pasadena	Yes	\$0.00	\$0.00	\$0.00	\$0.00	\$0.00	\$0.00
FY22-23			\$6,262,749.11	\$5,437,468.00	\$6,822,456.00	\$3,261,600.00	\$0.00	\$21,784,273.11
Infrastructure Project			\$5,283,224.00	\$5,437,468.00	\$6,822,456.00	\$3,261,600.00	\$0.00	\$20,804,748.00
Echo Park Lake Rehabilitation Operation and Maintenance	City of Los Angeles, LA Sanitation and Environment	Yes	\$480,000.00	\$480,000.00	\$480,000.00	\$480,000.00	\$0.00	\$1,920,000.00
Jackson Elementary School Campus Greening and Stormwater Quality Improvement Project	Amigos de los Rios (ADLR) and Pasadena Unified School District (PUSD)	Yes	\$2,286,148.00	\$100,600.00	\$100,600.00	\$75,600.00	\$0.00	\$2,562,948.00
Watts Civic Center Serenity Greenway	City of Los Angeles, Council District 15	Yes	\$250,000.00	\$1,514,800.00	\$649,200.00	\$0.00	\$0.00	\$2,414,000.00
Whitsett Fields Park North Stormwater Capture Project	Los Angeles Department of Water and Power (LADWP)	Yes	\$1,679,000.00	\$1,679,000.00	\$1,679,000.00	\$2,516,000.00	\$0.00	\$7,553,000.00
Winery Canyon Channel and Descanso Gardens Stormwater Capture and Reuse Project	Descanso Gardens Guild, Inc.; City of La Canada Flintridge	No	\$588,076.00	\$1,663,068.00	\$3,913,656.00	\$190,000.00	\$0.00	\$6,354,800.00
Scientific Study			\$979,525.11	\$0.00	\$0.00	\$0.00	\$0.00	\$979,525.11
Additional Funding Request to Support the LRS Adaptation Addressing the LA River Bacteria TMDL for the ULAR Watershed Management Group	San Gabriel Valley Council of Governments	No	\$265,504.86	\$0.00	\$0.00	\$0.00	\$0.00	\$265,504.86
Community Garden Stormwater Capture Investigation	Los Angeles Community Garden Council	No	\$189,142.00	\$0.00	\$0.00	\$0.00	\$0.00	\$189,142.00
Maximizing Impact of Minimum Control Measures	San Gabriel Valley Council of Governments	No	\$524,878.25	\$0.00	\$0.00	\$0.00	\$0.00	\$524,878.25
Technical Resource			\$0.00	\$0.00	\$0.00	\$0.00	\$0.00	\$0.00
Camino Verde Pocket Park Regional Stormwater Capture Demonstration Project	City of South Pasadena	Yes	\$0.00	\$0.00	\$0.00	\$0.00	\$0.00	\$0.00
San Fernando Calles Verdes	City of San Fernando	Yes	\$0.00	\$0.00	\$0.00	\$0.00	\$0.00	\$0.00
FY23-24			\$5,682,320.95	\$7,176,642.67	\$7,664,368.72	\$15,469,852.09	\$12,820,657.71	\$48,813,842.14
Infrastructure Project			\$5,580,226.00	\$6,461,978.00	\$7,051,799.00	\$14,803,732.00	\$12,587,830.00	\$46,485,565.00
Emerald Necklace John Muir High School Campus Natural Infrastructure Improvement Project	Claire Robinson, Amigos de los Rios	Yes	\$404,400.00	\$1,117,500.00	\$123,200.00	\$123,200.00	\$123,200.00	\$1,891,500.00
California Avenue and Adjacent Streets Stormwater Capture Project	City of Glendale	Yes	\$289,810.00	\$2,516,383.00	\$54,902.00	\$54,902.00	\$54,902.00	\$2,970,899.00
Earvin "Magic" Johnson Park Operation and Maintenance Project	Los Angeles County Public Works	Yes	\$325,000.00	\$325,000.00	\$325,000.00	\$325,000.00	\$325,000.00	\$1,625,000.00
Hollenbeck Park Lake Rehabilitation Project	City of Los Angeles, Department of Public Works, LA Sanitation and Environment	Yes	\$482,582.00	\$1,658,979.00	\$1,687,479.00	\$9,247,548.00	\$12,084,728.00	\$25,161,316.00
Sylmar Channel Project	City of Los Angeles, Department of Public Works, LA Sanitation and Environment	Yes	\$790,584.00	\$688,517.00	\$1,654,775.00	\$1,871,639.00	\$0.00	\$5,005,515.00
Brookside Park Stormwater Capture Project	City of Pasadena	No	\$2,198,612.00	\$0.00	\$0.00	\$0.00	\$0.00	\$2,198,612.00
Eagle Rock Boulevard: A Multi-Modal Stormwater Capture Project	City of Los Angeles, Department of Public Works, StreetsLA	Yes	\$1,089,238.00	\$155,599.00	\$3,206,443.00	\$3,181,443.00	\$0.00	\$7,632,723.00
Scientific Study			\$102,094.95	\$714,664.67	\$612,569.72	\$666,120.09	\$232,827.71	\$2,328,277.14
Regional Pathogen Reduction Study	Gateway Water Management Authority	No	\$102,094.95	\$714,664.67	\$612,569.72	\$666,120.09	\$232,827.71	\$2,328,277.14
Grand Total			\$26,133,327.86	\$43,963,394.67	\$37,192,440.72	\$35,743,568.09	\$23,531,857.71	\$166,564,589.05

Watershed Area Included in SIP?	Upper Los Angeles River Yes
---------------------------------	--------------------------------

Row Labels	Project Lead	DAC	FY 20-21 Budget	FY 21-22 Budget	FY 22-23 Budget	FY 23-24 Budget	FY 24-25 Projection	FY 25-26 Projection	FY 26-27 Projection	FY 27-28 Projection	Total Anticipated SCW Funding
FY20-21			\$27,315,801.32	\$33,460,562.21	\$15,928,895.70	\$5,224,069.80	\$10,099,900.00	\$7,982,500.00	\$725,000.00	\$725,000.00	\$101,461,729.03
Infrastructure Project			\$24,135,094.32	\$31,634,429.21	\$14,497,404.70	\$4,624,069.80	\$9,499,900.00	\$7,382,500.00	\$125,000.00	\$125,000.00	\$92,023,398.03
Active Transportation Rail to River Corridor Project - Segment A	Los Angeles Metropolitan Transit Authority (Metro)	Yes	\$1,500,000.00	\$4,000,000.00	\$2,000,000.00	\$425,000.00	\$125,000.00	\$125,000.00	\$125,000.00	\$125,000.00	\$8,425,000.00
City of San Fernando Regional Park Infiltration Project	City of San Fernando (Kenneth Jones)	Yes	\$3,115,000.00	\$5,785,000.00	\$100,400.00	\$100,400.00	\$100,400.00	\$0.00	\$0.00	\$0.00	\$9,201,200.00
Echo Park Lake Rehabilitation	City of Los Angeles, Bureau of Sanitation	No	\$400,000.00	\$0.00	\$0.00	\$0.00	\$0.00	\$0.00	\$0.00	\$0.00	\$400,000.00
Fernangeles Park Stormwater Capture Project	Los Angeles Department of Water and Power (LADWP)	Yes	\$2,926,261.89	\$3,344,299.31	\$1,254,112.24	\$836,074.83	\$0.00	\$0.00	\$0.00	\$0.00	\$8,360,748.27
Franklin D. Roosevelt Park Regional Stormwater Capture Project	Los Angeles County	Yes	\$2,000,000.00	\$2,000,000.00	\$0.00	\$0.00	\$0.00	\$0.00	\$0.00	\$0.00	\$4,000,000.00
Lankershim Boulevard Local Area Urban Flow Management Network Project	City of Los Angeles, Bureau of Sanitation	Yes	\$5,139,380.00	\$5,139,380.00	\$5,139,380.00	\$0.00	\$5,139,380.00	\$5,139,380.00	\$0.00	\$0.00	\$25,696,900.00
Oro Vista Local Area Urban Flow Management Project	City of Los Angeles, Bureau of Sanitation	No	\$2,118,120.00	\$2,118,120.00	\$2,118,120.00	\$0.00	\$2,118,120.00	\$2,118,120.00	\$0.00	\$0.00	\$10,590,600.00
Rory M. Shaw Wetlands Park Project	Los Angeles Flood Control District	Yes	\$2,000,000.00	\$2,000,000.00	\$2,000,000.00	\$2,000,000.00	\$2,000,000.00	\$0.00	\$0.00	\$0.00	\$10,000,000.00
Strathern Park North Stormwater Capture Project	Los Angeles Department of Water and Power (LADWP)	Yes	\$3,247,511.94	\$3,711,442.21	\$1,391,790.83	\$927,860.55	\$0.00	\$0.00	\$0.00	\$0.00	\$9,278,605.53
The Distributed Drywell System Project	City of Glendale	Yes	\$76,750.00	\$1,765,250.00	\$17,000.00	\$17,000.00	\$17,000.00	\$0.00	\$0.00	\$0.00	\$1,893,000.00
Valley Village Park Stormwater Capture Project	Los Angeles Department of Water and Power (LADWP)	Yes	\$1,112,070.49	\$1,270,937.69	\$476,601.63	\$317,734.42	\$0.00	\$0.00	\$0.00	\$0.00	\$3,177,344.23
Walnut Park Pocket Park Project	County of Los Angeles	Yes	\$500,000.00	\$500,000.00	\$0.00	\$0.00	\$0.00	\$0.00	\$0.00	\$0.00	\$1,000,000.00
Scientific Study			\$980,707.00	\$1,226,133.00	\$831,491.00	\$0.00	\$0.00	\$0.00	\$0.00	\$0.00	\$3,038,331.00
LRS Adaptation to Address the LA River Bacteria TMDL for the ULAR Watershed Management Group	San Gabriel Valley Council of Governments	No	\$192,500.00	\$385,000.00	\$308,000.00	\$0.00	\$0.00	\$0.00	\$0.00	\$0.00	\$885,500.00
preSIP: A Platform for Watershed Science and Project Collaboration	San Gabriel Valley Council of Governments	No	\$700,000.00	\$700,000.00	\$400,000.00	\$0.00	\$0.00	\$0.00	\$0.00	\$0.00	\$1,800,000.00
Recalculation of Wet Weather Zinc Criterion	City of Los Angeles Sanitation	No	\$88,207.00	\$141,133.00	\$123,491.00	\$0.00	\$0.00	\$0.00	\$0.00	\$0.00	\$352,831.00
Technical Resource			\$2,200,000.00	\$600,000.00	\$600,000.00	\$600,000.00	\$600,000.00	\$600,000.00	\$600,000.00	\$600,000.00	\$6,400,000.00
Green Street Demonstration Project on Main Street	City of Alhambra	No	\$300,000.00	\$0.00	\$0.00	\$0.00	\$0.00	\$0.00	\$0.00	\$0.00	\$300,000.00
Hay Canyon Channel / FIS Sports Facilities Stormwater Capture Feasibility Study	City of La Canada Flintridge	No	\$300,000.00	\$0.00	\$0.00	\$0.00	\$0.00	\$0.00	\$0.00	\$0.00	\$300,000.00
Pasadena Unified School District Campus Green Infrastructure Development Project	Claire Robinson, Managing Director, Amigos de los Rios	Yes	\$300,000.00	\$0.00	\$0.00	\$0.00	\$0.00	\$0.00	\$0.00	\$0.00	\$300,000.00
Winery Canyon Channel / Descanso Gardens Stormwater Capture Feasibility Study	City of La Canada Flintridge	No	\$300,000.00	\$0.00	\$0.00	\$0.00	\$0.00	\$0.00	\$0.00	\$0.00	\$300,000.00
Upper Los Angeles River Watershed Coordinators WC: Environmental Outreach Strategies, Council for Watershed Health, Council for Watershed Health	Los Angeles County Flood Control District	No	\$600,000.00	\$600,000.00	\$600,000.00	\$600,000.00	\$600,000.00	\$600,000.00	\$600,000.00	\$600,000.00	\$4,800,000.00
Arroyo Seco Projects	City of South Pasadena	Yes	\$400,000.00	\$0.00	\$0.00	\$0.00	\$0.00	\$0.00	\$0.00	\$0.00	\$400,000.00
FY21-22				\$12,357,124.00	\$20,800,169.00	\$8,964,188.00	\$21,249,384.00	\$14,723,116.00	\$16,287,116.00	\$9,986,200.00	\$125,151,755.00
Infrastructure Project				\$10,346,866.00	\$20,310,734.00	\$8,745,968.00	\$21,249,384.00	\$14,723,116.00	\$16,287,116.00	\$9,986,200.00	\$122,433,842.00
Altadena - Lake Avenue Green Improvement	Los Angeles County Public Works	Yes	\$500,000.00	\$0.00	\$0.00	\$0.00	\$0.00	\$0.00	\$0.00	\$0.00	\$500,000.00
Altadena Mariposa Green Street Demonstration Project	Amigos de los Rios, Claire Robinson	Yes	\$545,300.00	\$165,972.00	\$10,500.00	\$9,000.00	\$9,000.00	\$0.00	\$0.00	\$0.00	\$739,772.00
Arroyo Seco-San Rafael Treatment Wetlands	City of Pasadena	Yes	\$1,194,953.00	\$1,205,468.00	\$1,185,468.00	\$1,185,468.00	\$1,185,468.00	\$0.00	\$0.00	\$0.00	\$4,771,357.00
Broadway-Manchester Multi-Modal Green Streets Project	City of Los Angeles Bureau of Street Services (StreetsLA)	Yes	\$886,000.00	\$4,000,000.00	\$0.00	\$4,000,000.00	\$2,833,000.00	\$0.00	\$0.00	\$0.00	\$11,719,000.00
David M. Gonzales Recreation Center Stormwater Capture Project	Los Angeles Department of Water and Power (LADWP)	Yes	\$388,000.00	\$581,000.00	\$1,550,000.00	\$2,130,000.00	\$3,099,000.00	\$4,067,000.00	\$3,873,000.00	\$0.00	\$19,363,000.00
Lincoln Park Neighborhood Green Street Network	City of Los Angeles Sanitation and Environment	Yes	\$3,726,916.00	\$3,726,916.00	\$0.00	\$3,726,916.00	\$3,726,916.00	\$3,726,916.00	\$0.00	\$0.00	\$18,634,580.00
Los Angeles Pierce College Northeast Campus Stormwater Capture & Use and Biofiltration Project	Los Angeles Community College District & BuildLACCD	No	\$476,697.00	\$4,766,978.00	\$0.00	\$0.00	\$0.00	\$0.00	\$0.00	\$0.00	\$5,243,675.00
Metro Orange Line a Water Infiltration and Quality Project	Los Angeles County Metropolitan Transportation Authority	Yes	\$1,600,000.00	\$5,070,400.00	\$6,000,000.00	\$7,288,000.00	\$823,200.00	\$823,200.00	\$823,200.00	\$823,200.00	\$34,515,458.00
Valley Plaza Park Stormwater Capture Project	Los Angeles Department of Water and Power (LADWP)	Yes	\$529,000.00	\$794,000.00	\$0.00	\$2,910,000.00	\$4,232,000.00	\$7,670,000.00	\$5,290,000.00	\$0.00	\$26,447,000.00
Westmont - Vermont Avenue Green Improvement	Los Angeles County Public Works	Yes	\$500,000.00	\$0.00	\$0.00	\$0.00	\$0.00	\$0.00	\$0.00	\$0.00	\$500,000.00
Scientific Study			\$1,410,258.00	\$489,435.00	\$218,220.00	\$0.00	\$0.00	\$0.00	\$0.00	\$0.00	\$2,117,913.00
Evaluation of infiltration testing methods for design of stormwater drywell systems	California State Polytechnic University, Pomona	No	\$554,684.00	\$0.00	\$0.00	\$0.00	\$0.00	\$0.00	\$0.00	\$0.00	\$554,684.00
Fire Effects Study in the ULAR Watershed Management Area	San Gabriel Valley Council of Governments	No	\$203,616.00	\$198,014.00	\$218,220.00	\$0.00	\$0.00	\$0.00	\$0.00	\$0.00	\$619,850.00
LAUSD Living Schoolyards Program Pilot Study	TreePeople	No	\$651,958.00	\$291,421.00	\$0.00	\$0.00	\$0.00	\$0.00	\$0.00	\$0.00	\$943,379.00
Technical Resource			\$600,000.00	\$0.00	\$0.00	\$0.00	\$0.00	\$0.00	\$0.00	\$0.00	\$600,000.00
McCambridge Park Stormwater Capture Multi-Benefit Project	City of Burbank	Yes	\$300,000.00	\$0.00	\$0.00	\$0.00	\$0.00	\$0.00	\$0.00	\$0.00	\$300,000.00
South Pasadena Huntington Drive Regional Green Street	City of South Pasadena	Yes	\$300,000.00	\$0.00	\$0.00	\$0.00	\$0.00	\$0.00	\$0.00	\$0.00	\$300,000.00
FY22-23					\$3,710,801.27	\$6,262,749.11	\$5,437,468.00	\$6,822,456.00	\$3,261,600.00	\$0.00	\$25,495,074.38
Infrastructure Project					\$2,524,000.00	\$5,283,224.00	\$5,437,468.00	\$6,822,456.00	\$3,261,600.00	\$0.00	\$23,328,748.00
Echo Park Lake Rehabilitation Operation and Maintenance	City of Los Angeles, LA Sanitation and Environment	Yes	\$480,000.00	\$480,000.00	\$480,000.00	\$480,000.00	\$480,000.00	\$480,000.00	\$480,000.00	\$0.00	\$2,400,000.00
Jackson Elementary School Campus Greening and Stormwater Quality Improvement Project	Amigos de los Rios (ADLR) and Pasadena Unified School District (PUSD)	Yes	\$455,200.00	\$2,286,148.00	\$100,600.00	\$100,600.00	\$100,600.00	\$75,600.00	\$0.00	\$0.00	\$3,018,148.00
Watts Civic Center Serenity Greenway	City of Los Angeles, Council District 15	Yes	\$255,000.00	\$250,000.00	\$1,514,800.00	\$649,200.00	\$0.00	\$0.00	\$0.00	\$0.00	\$2,669,000.00
Whitsett Fields Park North Stormwater Capture Project	Los Angeles Department of Water and Power (LADWP)	Yes	\$840,000.00	\$1,679,000.00	\$1,679,000.00	\$1,679,000.00	\$1,679,000.00	\$2,516,000.00	\$0.00	\$0.00	\$8,393,000.00

Attachment B
Summary to Date

Winery Canyon Channel and Descanso Gardens Stormwater Capture and Reuse Project	Descanso Gardens Guild, Inc.; City of La Canada Flintridge	No	\$493,800.00	\$588,076.00	\$1,663,068.00	\$3,913,656.00	\$190,000.00	\$0.00	\$6,848,600.00
Scientific Study			\$586,801.27	\$979,525.11	\$0.00	\$0.00	\$0.00	\$0.00	\$1,566,326.38
Additional Funding Request to Support the LRS Adaptation Addressing the LA River Bacteria TMDL for the ULAR Watershed Management Group	San Gabriel Valley Council of Governments	No	\$119,589.85	\$265,504.86	\$0.00	\$0.00	\$0.00	\$0.00	\$385,094.71
Community Garden Stormwater Capture Investigation	Los Angeles Community Garden Council	No	\$189,144.00	\$189,142.00	\$0.00	\$0.00	\$0.00	\$0.00	\$378,286.00
Maximizing Impact of Minimum Control Measures	San Gabriel Valley Council of Governments	No	\$278,067.42	\$524,878.25	\$0.00	\$0.00	\$0.00	\$0.00	\$802,945.67
Technical Resource			\$600,000.00	\$0.00	\$0.00	\$0.00	\$0.00	\$0.00	\$600,000.00
Camino Verde Pocket Park Regional Stormwater Capture Demonstration Project	City of South Pasadena	Yes	\$300,000.00	\$0.00	\$0.00	\$0.00	\$0.00	\$0.00	\$300,000.00
San Fernando Calles Verdes	City of San Fernando	Yes	\$300,000.00	\$0.00	\$0.00	\$0.00	\$0.00	\$0.00	\$300,000.00
FY23-24				\$5,682,320.95	\$7,176,642.67	\$7,664,368.72	\$15,469,852.09	\$12,820,657.71	\$48,813,842.14
Infrastructure Project				\$5,580,226.00	\$6,461,978.00	\$7,051,799.00	\$14,803,732.00	\$12,587,830.00	\$46,485,565.00
Emerald Necklace John Muir High School Campus Natural Infrastructure Improvement Project	Claire Robinson, Amigos de los Rios	Yes		\$404,400.00	\$1,117,500.00	\$123,200.00	\$123,200.00	\$123,200.00	\$1,891,500.00
California Avenue and Adjacent Streets Stormwater Capture Project	City of Glendale	Yes		\$289,810.00	\$2,516,383.00	\$54,902.00	\$54,902.00	\$54,902.00	\$2,970,899.00
Earvin "Magic" Johnson Park Operation and Maintenance Project	Los Angeles County Public Works City of Los Angeles, Department of Public Works, LA Sanitation and Environment	Yes		\$325,000.00	\$325,000.00	\$325,000.00	\$325,000.00	\$325,000.00	\$1,625,000.00
Hollenbeck Park Lake Rehabilitation Project	City of Los Angeles, Department of Public Works, LA Sanitation and Environment	Yes		\$482,582.00	\$1,658,979.00	\$1,687,479.00	\$9,247,548.00	\$12,084,728.00	\$25,161,316.00
Sylmar Channel Project	City of Los Angeles, Department of Public Works, LA Sanitation and Environment	Yes		\$790,584.00	\$688,517.00	\$1,654,775.00	\$1,871,639.00	\$0.00	\$5,005,515.00
Brookside Park Stormwater Capture Project	City of Pasadena	No		\$2,198,612.00	\$0.00	\$0.00	\$0.00	\$0.00	\$2,198,612.00
Eagle Rock Boulevard: A Multi-Modal Stormwater Capture Project	City of Los Angeles, Department of Public Works, StreetsLA	Yes		\$1,089,238.00	\$155,599.00	\$3,206,443.00	\$3,181,443.00	\$0.00	\$7,632,723.00
Scientific Study				\$102,094.95	\$714,664.67	\$612,569.72	\$666,120.09	\$232,827.71	\$2,328,277.14
Regional Pathogen Reduction Study	Gateway Water Management Authority	No		\$102,094.95	\$714,664.67	\$612,569.72	\$666,120.09	\$232,827.71	\$2,328,277.14
Grand Total				\$27,315,801.32	\$45,817,686.21	\$40,439,865.97	\$26,133,327.86	\$43,963,394.67	\$37,192,440.72
							\$35,743,568.09	\$23,531,857.71	\$300,922,400.55