

# Safe, Clean Water Program

Fiscal Year 2023-2024

## Stormwater Investment Plan



### Stormwater Investment Plan Rio Hondo Watershed Area

The Stormwater Investment Plan (SIP) is an annual five (5) year plan developed by each Watershed Area Steering Committee (WASC) that recommends funding allocations for Projects and Programs in the Regional Program’s Infrastructure Program, Technical Resources Program, and Scientific Studies Program.

The purpose of the SIP is to capture recommended programming for the upcoming fiscal year as well as anticipated recommendations for the next four subsequent years.

The following sections include details regarding the recommended SIP:

#### Contents

1	Summary of Stormwater Investment Plan Recommendations .....	2
2	Summary of Meetings and Process.....	4
3	Infrastructure Program .....	6
4	Technical Resources Program .....	16
5	Scientific Studies Program .....	17
6	Next Steps .....	18

#### Attachments:

- Attachment A – Final Recommended SIP
- Attachment B – Summary to Date

Please review the recommended SIP and select one of the following:

	Regional Oversight Committee (ROC) concurs with the recommended SIP as-is
	Refer to ROC meeting minutes for comments

# Safe, Clean Water Program

Fiscal Year 2023-2024

## Stormwater Investment Plan



### 1 Summary of Stormwater Investment Plan Recommendations

The Rio Hondo Watershed Area receives approximately \$11.7M in annual Regional Program funds.

For Fiscal Year 2023-2024 (FY23-24), 4 Infrastructure Program Project applications, 0 Technical Resources Program Project concept applications, and 1 Scientific Studies Program application were submitted for consideration. After careful review and consideration, the WASC voted to include 4 Infrastructure Program Projects, 0 Technical Resources Program Project concepts, 1 Scientific Study, and 1 Watershed Coordinator into the recommended SIP.

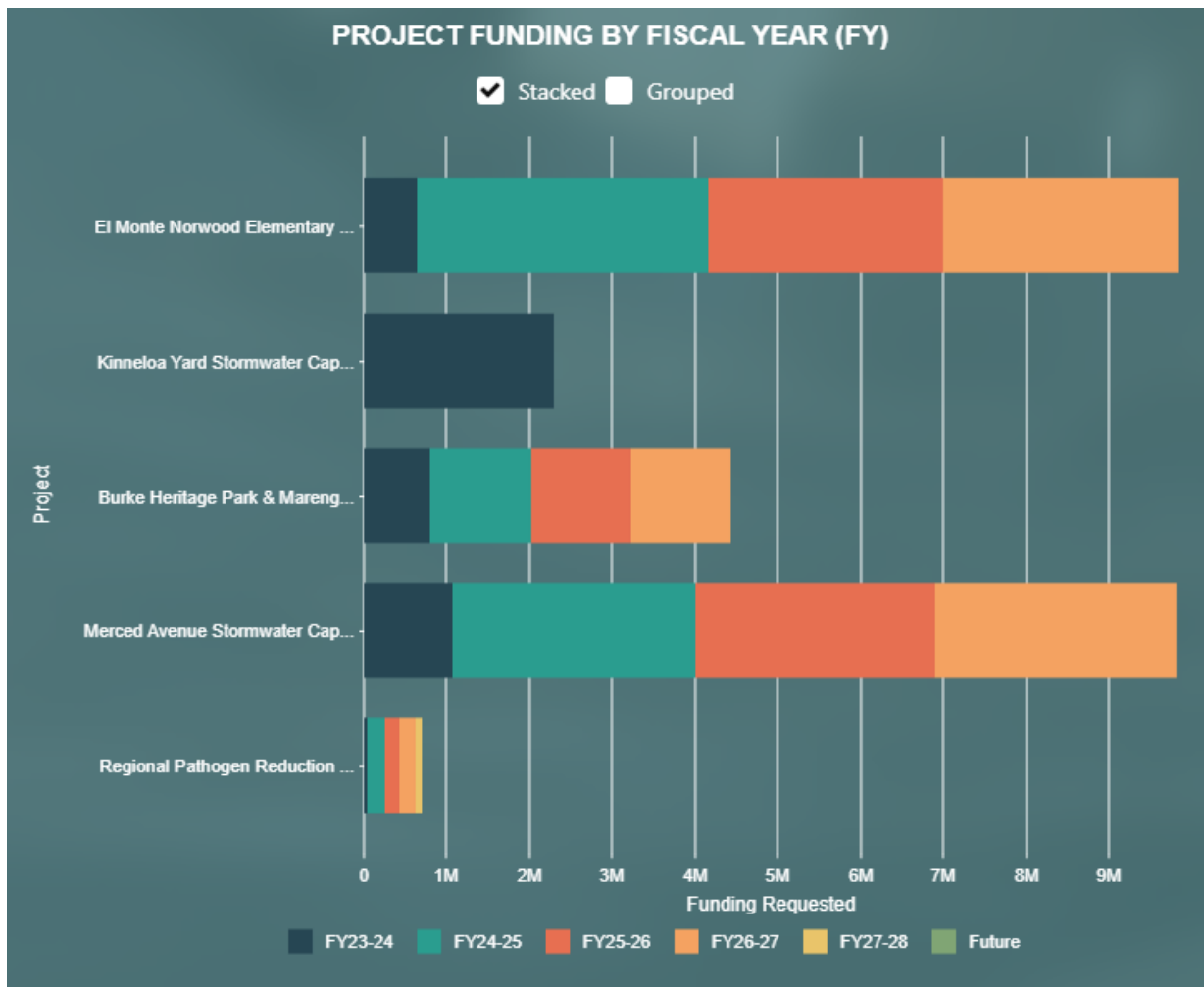
Below is a summary of the total funding allocated per year in the recommended SIP, including both new projects and continuing projects.

	Budget		Projections				
	FY23-24	FY24-25	FY25-26	FY26-27	FY27-28	Future Funding	TOTAL
A. Anticipated Annual Regional Program Funds Collected	\$11.7M	\$11.7M	\$11.7M	\$11.7M	\$11.7M		\$58.5M
B. Anticipated Annual Regional Program Funds Available (A+D) ⓘ	\$16.7M	\$20.2M	\$19.1M	\$23.5M	\$27.9M		
C. Total Recommendation in Current SIP	\$4.8M	\$7.9M	\$7.1M	\$7.1M	\$69.4k	\$0	\$27M
Total Allocated in Previous SIP(s)	\$3.3M	\$4.9M	\$200k	\$200k	\$200k	\$0	\$8.8M
D. Remaining Balance/Rollover Funds (B-C) ⓘ	\$5M	\$8.5M	\$7.4M	\$11.8M	\$16.2M	\$27.6M	
E. Percent Allocated (C/B) ⓘ	49%	63%	38%	31%	1%		61%

# Safe, Clean Water Program

Fiscal Year 2023-2024

Stormwater Investment Plan



Refer to Attachment A or the SIP tool (<https://portal.safecleanwaterla.org/sip-tool/>) for the Final Recommended SIP with additional project details.

# Safe, Clean Water Program

Fiscal Year 2023-2024

## Stormwater Investment Plan

---



## 2 Summary of Meetings and Process

The WASC met 6 times between August 2022 and February 2023. Refer to <https://safecleanwaterla.org/rio-hondo-watershed-area/> for the current list of WASC members, meeting dates, and meeting materials.

### 2.1 Call for Projects

The Call for Projects for FY23-24 funding ended on July 31, 2022. After a check for completeness by the Los Angeles County Flood Control District (District) staff, the WASC received an overview of project submittals. The WASC discussed the Projects and voted to send all Infrastructure Projects to be scored by the Scoring Committee.

### 2.2 Scoring

The Scoring Committee evaluated each project submittal and provided an official score based on the scoring criteria defined in the [Feasibility Study Guidelines](#). Since all Regional Program Projects must meet the Threshold Score of 60 points or more to be eligible for consideration in the Infrastructure Program, only those qualifying projects were returned to the WASC for further evaluation.

See Scoring Rubric for FY23-24 (<https://safecleanwaterla.org/wp-content/uploads/2023/02/FY23-24-Scoring-Rubric-RH-1.pdf>) for more details.

### 2.3 Presentations

The WASC received presentations from all Regional Program applicants that submitted complete proposals. Each presentation was allotted approximately 10 minutes of presentation time with 10 minutes for questions and answers; additional time for presentation or Q&A was accommodated when necessary. The committee members discussed each application at the conclusion of each presentation.

As appropriate, the WASC also received updates from the previous applicants on Projects, Project concepts, and Studies, that were previously approved from the FY20-21, FY21-22, and FY22-23 SIPs. Those recipients continue to execute their Transfer Agreements or Addendums, receive funds, initiate the approved activities, and begin the formal reporting process.

# Safe, Clean Water Program

Fiscal Year 2023-2024

## Stormwater Investment Plan



### 2.4 Preliminary Ranking Worksheet

The WASC discussed each eligible Project, Project concept, and scientific study as a group. The applications were ranked by each committee member and the totals were aggregated as follows:

Program	Project Name	Number of Rankings	Total*	Program Place	Overall Place
IP	Kinneloa Yard Stormwater Capture Project Preliminary Design and Feasibility Study	14	54	1	1
IP	Burke Heritage Park & Marengo Yard Stormwater Capture Project	14	48	2	2
IP	Merced Avenue Stormwater Capture Project	13	45	3	3
IP	El Monte Norwood Elementary School Stormwater Capture Project	11	37	4	4
SS	Regional Pathogen Reduction Study	11	16	1	5

\* NOTE: These values are NOT project scores but rather a weighted representation of the committee's preliminary rankings to help prioritize funding considerations and discussion.

### 2.5 SIP Development

The WASC is aware of the District's in-progress Metrics and Monitoring Study that is intended to help inform future SIP development through the support of both early/coordinated planning as well as more meaningful tracking/monitoring of projects and benefits. These results, along with other efforts and regional plans related to identifying needs, priorities, and lessons learned, will continue to be grafted into the Regional Program process as able. In the meantime, the WASC reviewed and utilized all available information and guidance materials including, but not limited to, the items listed below. Please refer to the [Project Portal \(https://portal.safecleanwaterla.org/scw-reporting/map\)](https://portal.safecleanwaterla.org/scw-reporting/map) and the WASC webpage on the [Safe, Clean Water website \(www.safecleanwaterla.org\)](http://www.safecleanwaterla.org) for details.

- Project applications, factsheets, and presentations
- Safe Clean Water Spatial Data Library
- SIP Programming Tool
- Preliminary Rankings, as applicable
- Anticipated future construction costs for projects
- Program Guidance
  - Programming of Nature-Based Solutions
  - Implementing Disadvantaged Community Policies in the Regional Program
  - Strengthening Community Engagement and Support
  - Water Supply
  - Partial Funding Guidelines

# Safe, Clean Water Program

Fiscal Year 2023-2024

## Stormwater Investment Plan



The WASC discussed all available information and received public comments before voting to approve Projects and studies and their corresponding annual funding allocations into the recommended SIP.

### 2.6 Summary of Public Comment

The WASC received public comments which are available in the WASC meeting minutes on the [Safe, Clean Water website](#). The WASC did not receive any strong public input contrary to the recommended SIP. The WASC received public support for the El Monte Norwood Elementary School Stormwater Capture Project. The WASC received strong input from the Merced Avenue Stormwater Capture Project’s developer to consider the project for funding.

## 3 Infrastructure Program

### 3.1 Submitted and Recommended Projects

All projects were evaluated as described above in Section 2 Summary of Meetings. Below is a list of all Projects submitted to the FY23-24 Infrastructure Program for this Watershed Area. Projects shown in white have been included in the recommended SIP.

Project Name	Project Applicant	SIP Programming Status	Phase(s)	Total Funding FY23-28
Burke Heritage Park & Marengo Yard Stormwater Capture Project	City of Alhambra	Included in SIP	Design, Construction	\$4,424,118.00
El Monte Norwood Elementary School Stormwater Capture Project	Edna Robidas (Trust for Public Land)	Included in SIP	Design, Construction, & O&M	\$9,828,559.00
Kinneloa Yard Stormwater Capture Project Preliminary Design and Feasibility Study	City of Pasadena	Included in SIP	Design	\$2,292,762.00
Merced Avenue Stormwater Capture Project	City of El Monte	Included in SIP	Design, Construction	\$9,799,210.00

Refer to Attachment A or the SIP tool (<https://portal.safecleanwaterla.org/sip-tool/>) for the Final Recommended SIP with additional project details.

Note, Projects requesting only Design funds are expected to request Construction funds in subsequent years. In addition, all Projects included in the recommended SIP are expected to request additional funding for operations, maintenance, and monitoring for a minimum useful life of 30 years.

# Safe, Clean Water Program

Fiscal Year 2023-2024

## Stormwater Investment Plan



### 3.2 Discussion of Criteria

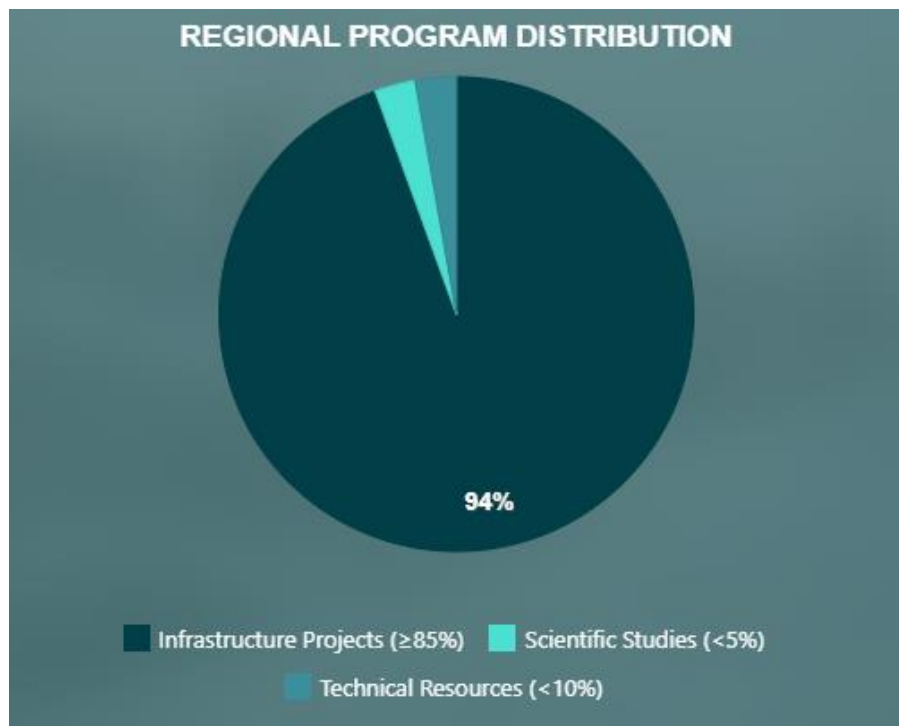
Per LACFCD Code Ch18.07.B.2, the SIPs shall be developed by the WASC in accordance with the criteria described below.

#### 3.2.1 Regional Program Allocations

*Compliant with LACFCD Code Ch18.07.B.2.a*

Below is a summary of the Regional Program allocations over the 5-year SIP, which includes both new and continuing projects.

Funding Program	Total SCW Funding Allocated FY23-28	Funding Distribution for Subprograms FY23-28
Infrastructure Program (≥85%)	\$33,886,864.00	94.4%
Scientific Studies (<5%)	\$995,263.98	2.8%
Technical Resources Program (<10%)	\$1,000,000	2.8%
<b>Grand Total</b>	<b>\$35,882,127.98</b>	



# Safe, Clean Water Program

Fiscal Year 2023-2024

## Stormwater Investment Plan




### 3.2.2 Project Benefits

*Compliant with LACFCD Code Ch18.04.E*

The Scoring Committee confirmed the scores provided by each project including Water Quality Benefits, Water Supply Benefits, Community Investment Benefits, Nature-Based Solutions, and Leveraging Funds and Community Support as defined in the Feasibility Study Guidelines.

Below are the overall scoring category distributions for the new Infrastructure Program Projects included in the recommended SIP.





# Safe, Clean Water Program

Fiscal Year 2023-2024

## Stormwater Investment Plan



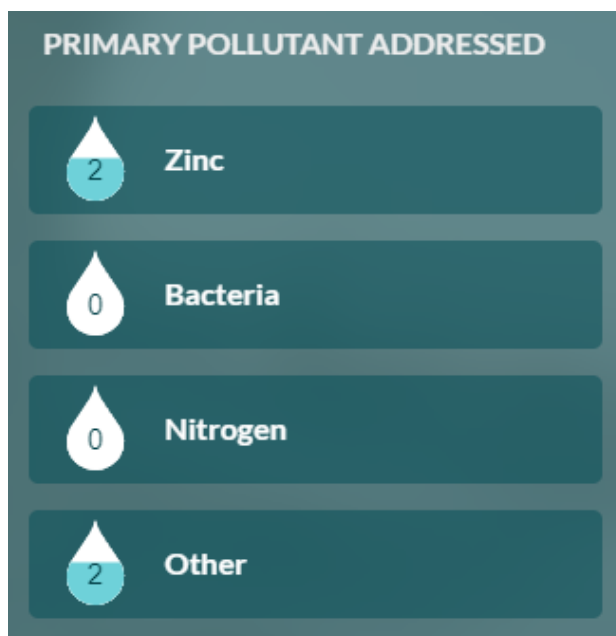
### 3.2.3 MS4 Compliance

*Compliant with LACFCD Code Ch18.07.B.2.b.*

Below is an overview of the applicant-entered water quality data for the new FY23-24 Infrastructure Program Projects included in the recommended SIP.

Project Name	Project Type	Capture Area (acres)	24-hr Capacity (acre-feet)
Burke Heritage Park & Marengo Yard Stormwater Capture Project	Wet	111	11.37
El Monte Norwood Elementary School Stormwater Capture Project	Wet	61.2	5.12
Kinneloa Yard Stormwater Capture Project Preliminary Design and Feasibility Study	Wet	10,254	17.42
Merced Avenue Stormwater Capture Project	Dry	670	.97*
<b>Grand Total</b>		<b>11,096.2</b>	<b>33.91</b>

\*Note: Value is specified by the applicant, which differs from the automatically generated value in the application module.



# Safe, Clean Water Program

Fiscal Year 2023-2024

## Stormwater Investment Plan



\*NOTE: "Other" may include Dry Weather Projects, Copper, Lead, Toxics, Phosphorus, and Chloride. The Primary Pollutant Addressed by the El Monte Norwood Elementary School Stormwater Capture Project is Phosphorus while Merced Avenue Stormwater Capture Project is a Dry Weather Project.

### 3.2.4 Disadvantaged Communities (DAC) Benefits

*Compliant with LACFCD Code Ch18.07.B.2.c.*

Based on the total Infrastructure Program funding allocations for the SIP and the ratio of the DAC population to the total population in each Watershed Area, funding for Projects that provide DAC Benefits over the 5-year SIP shall not be less than the value shown below. Below is an overview of Funding Allocated for DACs from FY23-28.

DISADVANTAGED COMMUNITY (DAC) ALLOCATION	
Required DAC Ratio	33%
Required Funding for DACs FY23-28 (110%)	\$ 12,282,294
Funding Allocated for DACs FY23-28	\$ 27,169,984

\* These figures are based on the 2020 US Census and will be updated periodically.

As shown, the total Safe, Clean Water Funds benefiting DAC over a rolling 5-year period for the recommended SIP is greater than the required funding for DACs for this Watershed Area.

Below is an overview of the WASC-confirmed DAC Benefit for the new FY23-24 Infrastructure Program Projects included in the recommended SIP. To better assist with and standardize this determination in the future, the District developed interim guidance for implementing Disadvantage Community Policies in the Regional Program. Interim guidance is available on our website (<https://safecleanwaterla.org/2022-interim-guidance/>).

Project Name	Provides Benefit to a DAC	Total Funding FY23-28
Burke Heritage Park & Marengo Yard Stormwater Capture Project	No	\$4,424,118.00
El Monte Norwood Elementary School Stormwater Capture Project	Yes	\$9,828,559.00
Kinneloa Yard Stormwater Capture Project Preliminary Design and Feasibility Study	No	\$2,292,762.00
Merced Avenue Stormwater Capture Project	Yes	\$9,799,210.00

# Safe, Clean Water Program

Fiscal Year 2023-2024

## Stormwater Investment Plan



### 3.2.5 Municipality Benefits

*Compliant with LACFCD Code Ch18.07.B.2.d.*

The ordinance language calls for a distribution of benefits, not necessarily just dollars invested. The currently recommended Projects are distributed throughout the Watershed Area to help comply with this rolling 5-year criterion in future years. The District intends to develop guidance for evaluating and tracking municipality benefits in future years.

Below is a summary of the Municipality in which each new FY23-24 Infrastructure Program Project included in the recommended SIP is located and the Municipalities within the Project's capture area.

Project Name (Municipality)	Municipalities within Project Capture Area
Burke Heritage Park & Marengo Yard Stormwater Capture Project (Alhambra)	Alhambra, South Pasadena
El Monte Norwood Elementary School Stormwater Capture Project (El Monte)	El Monte
Kinneloa Yard Stormwater Capture Project Preliminary Design and Feasibility Study (Pasadena)	Pasadena, Unincorporated (Los Angeles County)
Merced Avenue Stormwater Capture Project (El Monte)	El Monte

### 3.2.6 Project Types and Sizes

*Compliant with LACFCD Code Ch18.07.B.2.e.*

Recommendations include a variety of projects to ensure compliance with this rolling 5-year criterion in future years.

Below is a summary of project types and the total capture area in acres for the new FY23-24 Infrastructure Program Projects included in the recommended SIP.

Project Name	Project Type	BMP Type	Capture Area (acres)
Burke Heritage Park & Marengo Yard Stormwater Capture Project	Wet	Treatment Facility	111
El Monte Norwood Elementary School Stormwater Capture Project	Wet	Biofiltration	61
Kinneloa Yard Stormwater Capture Project Preliminary Design and Feasibility Study	Wet	Treatment Facility	10,254
Merced Avenue Stormwater Capture Project	Dry	Treatment Facility	670
<b>Grand Total</b>			<b>11,096</b>

# Safe, Clean Water Program

Fiscal Year 2023-2024

## Stormwater Investment Plan



### 3.2.7 Nature-Based Solutions

*Compliant with LACFCD Code Ch18.07.B.2.f.*

Below is a summary of the new FY23-24 Infrastructure Program Projects included in the recommended SIP that implement Nature-Based Solutions (NBS).



Project Name	Mimics Natural Processes	Uses Natural Materials
Burke Heritage Park & Marengo Yard Stormwater Capture Project	Yes	Yes
El Monte Norwood Elementary School Stormwater Capture Project	Yes	Yes
Kinneloa Yard Stormwater Capture Project Preliminary Design and Feasibility Study	Yes	Yes
Merced Avenue Stormwater Capture Project	Yes	Yes

Mimics Natural Process: Implements natural processes or mimics natural processes to slow, detain, capture, and absorb/infiltrate water in a manner that protects, enhances and/or restores habitat, green space and/or usable open space.

Uses Natural Materials: Utilizes natural materials such as soils and vegetation with a preference for native vegetation.

For reference, the District developed interim guidance related to developing and programming Nature-Based Solutions. Interim guidance is available on our website (<https://safecleanwaterla.org/2022-interim-guidance/>).

# Safe, Clean Water Program

Fiscal Year 2023-2024

## Stormwater Investment Plan



### 3.2.8 Leveraged Funds and Community Support

Below is a summary of leveraged funds, SCW funding allocations, and community support for the FY23-24 Infrastructure Program Projects included in the recommended SIP.

Project Name	Status of Leveraged Funds	Sum of Leveraged Funding	Community Support Score (max 4 points)
<b>Burke Heritage Park &amp; Marengo Yard Stormwater Capture Project</b>	Commitment Received	\$250,000.00	4
<b>El Monte Norwood Elementary School Stormwater Capture Project</b>	None	\$0.00	4
<b>Kinneloa Yard Stormwater Capture Project Preliminary Design and Feasibility Study</b>	None	\$0.00	4
<b>Merced Avenue Stormwater Capture Project</b>	Commitment Received	\$4,633,284.00	4
<b>Grand Total</b>		<b>\$4,883,284.00</b>	

\*NOTE: Community support points are awarded when the Project demonstrates strong local, community-based support and/or has been developed as part of a partnership with local NGOs/CBOs

For reference, the District developed interim guidance related to Strengthening Community Engagement and Support. Interim guidance is available on our website (<https://safecleanwaterla.org/2022-interim-guidance/>).

### 3.2.9 Long Term Planning Considerations

The WASC incorporated long term planning by considering anticipated future construction costs for continuing and new projects during SIP development. The future anticipated construction costs were estimated and confirmed by project applicants and actual future SCW funding requests for construction may differ due to updated project estimates, leveraged funding, awarded grants, or local match. The majority of WASC members noted the purpose was to demonstrate progress toward MS4 compliance, provide a more accurate construction schedule/cost estimate, and to seek out potential leveraged funding options. Other WASC members expressed concerns with the proposed SIP, noting the limited capacity available for new Projects, Project Concepts brought forth by the Watershed Coordinator, previously funded TRPs that will seek future IP funding, and unforeseen circumstances.

In addition, the annual Operations and Maintenance (O&M) projections provided in the Project applications for the new and continuing Projects were included in the SIP tool and shown below. The recommended SIP anticipates a total annual O&M cost of \$1.4M of the anticipated \$11.7M annual Regional Program funds collected and will be accounted for in future SIPs.

Below is a summary of the total funding allocated per year in the recommended SIP, including estimated construction costs for both new projects and continuing projects. This represents the theoretical SIP projections based on currently anticipated additional funding requests to cover subsequent phases.

# Safe, Clean Water Program

## Fiscal Year 2023-2024

### Stormwater Investment Plan



	Budget		Projections					TOTAL	Annual O&M
	FY23-24	FY24-25	FY25-26	FY26-27	FY27-28	Future Funding			
A. Anticipated Annual Regional Program Funds Collected	\$11.7M	\$11.7M	\$11.7M	\$11.7M	\$11.7M		\$58.5M		
B. Anticipated Annual Regional Program Funds Available (A+D) ⓘ	\$16.7M	\$20.2M	\$19.1M	\$13.7M	\$11.7M				
C. Total Recommendation in Current SIP	\$4.8M	\$7.9M	\$12.2M	\$12.2M	\$5.1M	\$325k	\$42.2M	\$1.1M	
Total Allocated in Previous SIP(s)	\$3.3M	\$4.9M	\$4.9M	\$4.9M	\$4.9M	\$325k	\$23M	\$1.4M	
D. Remaining Balance/Rollover Funds (B-C) ⓘ	\$5M	\$8.5M	\$7.4M	\$2M	\$0	\$1.7M		Total: \$2.5M	
E. Percent Allocated (C/B) ⓘ	49%	63%	90%	125%	86%		111%		

\*NOTE: This is not the recommended SIP.

Refer to the SIP tool (<https://portal.safecleanwaterla.org/sip-tool/>) for the “Final – Assumed Construction Cost” scenario. As shown in the theoretical SIP, other funding sources will be required to bring all projected Projects to completion, and most of the members in the WASC were confident in the Watershed Area’s ability to solidify other funding sources to bring these projects to completion. If unable to do so, the WASC understands they will need to defer certain the construction of certain projects to occur in later years.

#### 3.2.10 Other Considerations

The projects included in the recommended SIP were selected based on the results from the Preliminary Ranking Worksheet and robust discussion of Project benefits, anticipated future funding requests, and available funding.

The WASC received presentations from the Infrastructure Program applicants during the WASC meetings on November 15, 2022 and January 17, 2023.

During the sixth WASC meeting on February 21, 2023, the WASC decided to fund Burke Heritage Park & Marengo Yard Stormwater Capture Project, El Monte Norwood Elementary School Stormwater Capture Project, Kinneloa Yard Stormwater Capture Project Preliminary Design and Feasibility Study, and Merced Avenue Stormwater Capture Project.

### 3.3 Continuing Projects

All projects were evaluated as described above in Section 2 Summary of Meetings and Process. Below is a list of continuing Infrastructure Program Projects included in the SIP for this Watershed Area.

# Safe, Clean Water Program

Fiscal Year 2023-2024

## Stormwater Investment Plan



Project Name	Project Applicant	SIP Year	SIP Funding Status	Phase(s)	Projected Funding Remaining
Vincent Lugo Park Stormwater Capture Project	City of San Gabriel	FY22-23	Continuing Allocation	Design, Construction	\$3,396,000.00
East Los Angeles College Northeast Drainage Area and City of Monterey Park Biofiltration Project	East Los Angeles College/Build LACCD	FY21-22	Completed Allocation	Design, Construction	\$0.00
Alhambra Wash Dry-Weather Diversion	San Gabriel Valley Council of Governments (SGVCOG), Eric Shen	FY21-22	Continuing Allocation	Design, Construction	\$1,645,380.00
Eaton Wash Dry-Weather Diversion	San Gabriel Valley Council of Governments (SGVCOG), Eric Shen	FY21-22	Continuing Allocation	Design, Construction	\$1,037,555.00
Merced Ave Greenway (Phase I – South Residential Corridor)	City of South El Monte	FY21-22	Completed Allocation	Construction	\$0.00
Mt. Lowe Median Stormwater Capture Project	Los Angeles County	FY21-22	Completed Allocation	Design, Construction	\$0.00
Plymouth School Neighborhood Stormwater Capture Demonstration Project	Amigos de los Rios (AdIR), Claire Robinson	FY21-22	Continuing Allocation	Planning, Design, Construction, O&M	\$10,500.00
Rubio Wash Dry-Weather Diversion	San Gabriel Valley Council of Governments (SGVCOG), Eric Shen	FY21-22	Continuing Allocation	Design, Construction	\$1,452,780.00
Rio Hondo Ecosystem Restoration Project	City of Monrovia	FY21-22	Completed Allocation	Design	\$0.00
Baldwin Lake and Tule Pond Restoration Project	Los Angeles County Public Works/Flood Control District	FY20-21	Completed Allocation	Design, Construction	\$0.00
East Los Angeles Median Stormwater Capture Project	Los Angeles County	FY20-21	Completed Allocation	Design, Construction	\$0.00

# Safe, Clean Water Program

Fiscal Year 2023-2024

## Stormwater Investment Plan



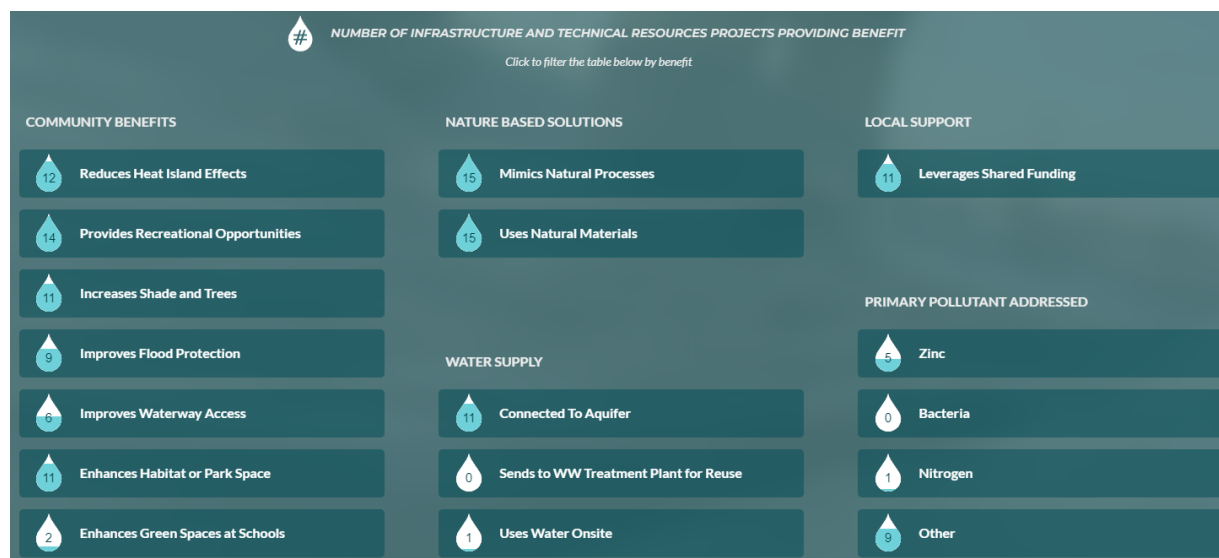
Refer to Attachment A or the SIP tool (<https://portal.safecleanwaterla.org/sip-tool/>) for the Final Recommended SIP with additional project details and refer to Attachment B for a Summary to Date.

Project Developers for continuing and completed Projects are required to submit quarterly progress and expenditure reports which are publicly available on the SCW Portal (<https://portal.safecleanwaterla.org/scw-reporting/map>) by selecting the Project of interest.

### 3.4 Projected Watershed Area Benefits To-Date

Below is a summary of the estimated aggregate benefits for Infrastructure Program Projects included in the approved FY20-21 SIP, FY21-22 SIP, FY22-23, and recommended FY23-24 SIP.

<b>Area Managed by Projects (acres)</b>	66,907
<b>Project Storage Capacity (acre-feet)</b>	79
<b>Annual Average Stormwater Capture (acre-feet)</b>	2,174
<b>Dry Weather Inflow to Projects (cubic feet per sec)</b>	9



## 4 Technical Resources Program

Per LACFCD Code Ch18.07.D, the purpose of the Technical Resources Program is to provide Technical Assistance Teams to assist with the development of Feasibility Studies and to provide Watershed Coordinators.

### 4.1 Submitted and Recommended Project Concepts

There were no Project concepts submitted to the FY23-24 Technical Resources Program for this Watershed Area. A placeholder to fund one Watershed Coordinator for up to \$200k/year was included in the recommended SIP.



# Safe, Clean Water Program

Fiscal Year 2023-2024

## Stormwater Investment Plan



Refer to attachment A or the SIP tool (<https://portal.safecleanwaterla.org/sip-tool/>) for the Final Recommended SIP with additional project details.

### 4.2 Continuing Project Concepts

Below is a list of continuing Technical Resources Program Project concepts included in the SIP for this Watershed Area.

Project Name	Project Applicant	SIP Year	Status	Note
Sierra Madre Boulevard Green Street Stormwater Capture Project	City of Pasadena	FY21-22	In Progress	
South El Monte High School	Lena Luna	FY21-22	In Progress	
Washington Park Stormwater Capture Project	City of Pasadena	FY21-22	In Progress	
Arcadia Wash Water Conservation Diversion	City of Monrovia	FY20-21	Complete	
Vincent Lugo Park Stormwater Capture Feasibility Study	City of San Gabriel	FY20-21	Complete	Funded as IP FY 22-23

## 5 Scientific Studies Program

Per LACFCD Code Ch18.07.E, the purpose of the Scientific Studies Program is to provide funding for scientific and technical activities.

### 5.1 Submitted and Recommended Studies

Below is a list of all Scientific Studies submitted to the Scientific Studies Program for this Watershed Area. Studies shown in white have been included in the recommended SIP.

Project Name	Project Applicant	SIP Programming Status	Total Funding Allocated in this WASC
Regional Pathogen Reduction Study	Gateway Water Management Authority	Included in SIP	\$693,584.23

Refer to Attachment A or the SIP tool (<https://portal.safecleanwaterla.org/sip-tool/>) for the Final Recommended SIP with additional project details for this Watershed Area.

# Safe, Clean Water Program

Fiscal Year 2023-2024

## Stormwater Investment Plan



### 5.2 Continuing Studies

Below is a list of all the Scientific Studies that were included in the Previous Fiscal Year's SIP.

Project Name	Project Applicant	SIP Year	SIP Funding Status	Projected Funding Remaining
<b>Additional Funding Request to Support the LRS Adaptation Addressing the LA River Bacteria TMDL for the ULAR Watershed Management Group</b>	<b>San Gabriel Valley Council of Governments</b>	FY22-23	Continuing Allocation	\$79,306.65
<b>Maximizing Impact of Minimum Control Measures</b>	<b>San Gabriel Valley Council of Governments</b>	FY22-23	Continuing Allocation	\$157,190.10
<b>Fire Effects Study in the ULAR Watershed Management Area</b>	<b>San Gabriel Valley Council of Governments</b>	FY21-22	Continuing Allocation	\$65,183.00
<b>LRS Adaptation to Address the LA River Bacteria TMDL for the ULAR Watershed Management Group</b>	<b>San Gabriel Valley Council of Governments</b>	FY20-21	Completed Allocation	\$0.00
<b>preSIP: A Platform for Watershed Science and Project Collaboration</b>	<b>San Gabriel Valley Council of Governments</b>	FY20-21	Completed Allocation	\$0.00

### 5.3 Discussion

The WASC received a presentation from the Scientific Studies Program applicant during the WASC meeting on November 15, 2022. The District hired Southern California Coastal Water Research Project (SCCWRP) to provide independent, rapid, and unbiased evaluation (summary) of the technical adequacy of each scientific study proposal, which were shared with the project applicants and WASC members. At the WASC meeting on February 21, 2023, the project applicant was called upon to provide clarification and respond to the content of the SCCWRP summaries. The WASC decided to recommend funding for the Regional Pathogen Reduction Study.

## 6 Next Steps

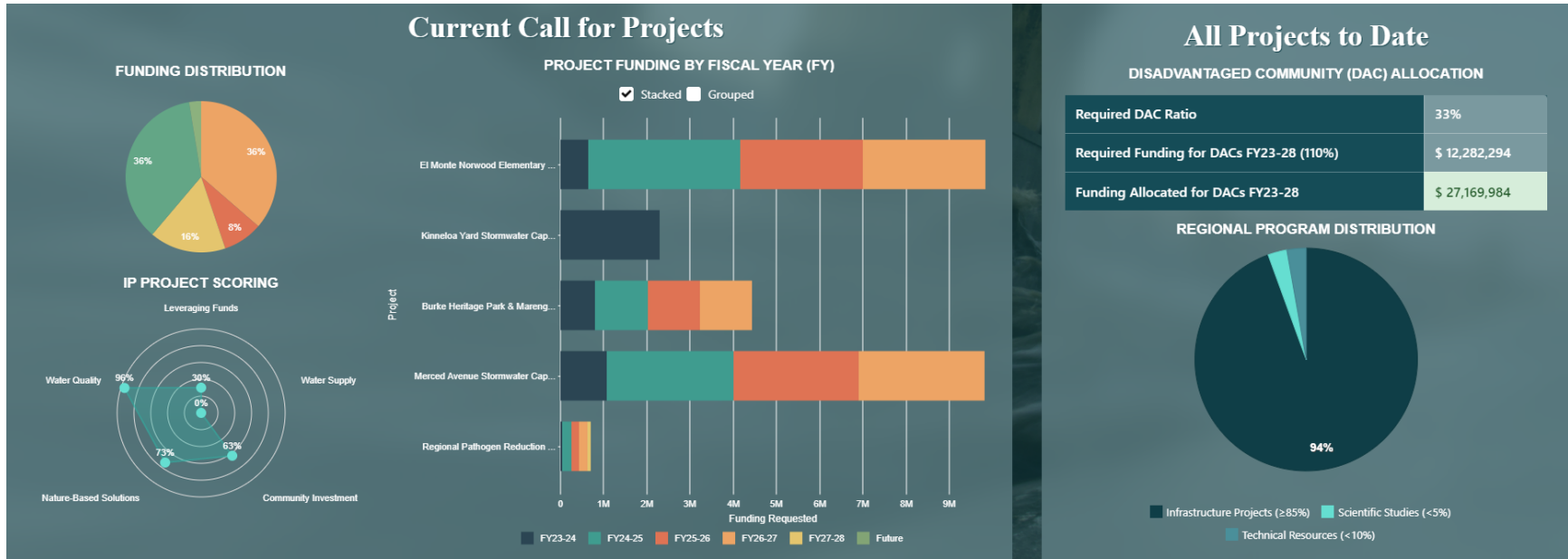
The WASC requests that the Regional Oversight Committee (ROC) advance the recommended SIP to the Board of Supervisors for approval.

Next WASC meeting(s):

- May 16, 2023 1:00 pm – 3:00 pm (to consider ROC feedback, if available)

Additional meetings to be schedules to consider ROC feedback, if necessary.

Attachment A  
Final Recommended SIP – Rio Hondo



	Budget		Projections					TOTAL	Annual O&M
	FY23-24	FY24-25	FY25-26	FY26-27	FY27-28	Future Funding			
<b>A. Anticipated Annual Regional Program Funds Collected</b>	\$11.7M	\$11.7M	\$11.7M	\$11.7M	\$11.7M		\$58.5M		
<b>B. Anticipated Annual Regional Program Funds Available (A+D) ⓘ</b>	\$16.7M	\$20.2M	\$19.1M	\$23.5M	\$27.9M				
<b>C. Total Recommendation in Current SIP</b>	\$4.8M	\$7.9M	\$7.1M	\$7.1M	\$69.4k	\$0	\$27M	\$1.1M	
<b>Total Allocated in Previous SIP(s)</b>	\$3.3M	\$4.9M	\$200k	\$200k	\$200k	\$0	\$8.8M	\$1.4M	
<b>D. Remaining Balance/Rollover Funds (B-C) ⓘ</b>	\$5M	\$8.5M	\$7.4M	\$11.8M	\$16.2M	\$27.6M		Total: \$2.5M	
<b>E. Percent Allocated (C/B) ⓘ</b>	49%	63%	38%	31%	1%		61%		

Attachment A  
Final Recommended SIP

Watershed Area		Rio Hondo								
Row Labels	Project Lead	DAC	FY 23-24 Budget	FY 24-25 Projection	FY 25-26 Projection	FY 26-27 Projection	FY 27-28 Projection	Anticipated SCW Funding FY 23-28		
<b>FY20-21</b>			<b>\$200,000.00</b>	<b>\$200,000.00</b>	<b>\$200,000.00</b>	<b>\$200,000.00</b>	<b>\$200,000.00</b>	<b>\$200,000.00</b>	<b>\$1,000,000.00</b>	
Infrastructure Project			\$0.00	\$0.00	\$0.00	\$0.00	\$0.00	\$0.00	\$0.00	
Baldwin Lake and Tule Pond Restoration Project	Los Angeles County Public Works/Flood Control District	Yes	\$0.00	\$0.00	\$0.00	\$0.00	\$0.00	\$0.00	\$0.00	
East Los Angeles Sustainable Median Stormwater Capture Project	Los Angeles County	Yes	\$0.00	\$0.00	\$0.00	\$0.00	\$0.00	\$0.00	\$0.00	
Scientific Study			\$0.00	\$0.00	\$0.00	\$0.00	\$0.00	\$0.00	\$0.00	
LRS Adaptation to Address the LA River Bacteria TMDL for the ULAR Watershed Management Group	San Gabriel Valley Council of Governments	No	\$0.00	\$0.00	\$0.00	\$0.00	\$0.00	\$0.00	\$0.00	
preSIP: A Platform for Watershed Science and Project Collaboration	San Gabriel Valley Council of Governments	No	\$0.00	\$0.00	\$0.00	\$0.00	\$0.00	\$0.00	\$0.00	
Technical Resource			\$200,000.00	\$200,000.00	\$200,000.00	\$200,000.00	\$200,000.00	\$200,000.00	\$1,000,000.00	
Arcadia Wash Water Conservation Diversion	City of Monrovia	No	\$0.00	\$0.00	\$0.00	\$0.00	\$0.00	\$0.00	\$0.00	
Vincent Lugo Park Stormwater Capture Feasibility Study	City of San Gabriel	Yes	\$0.00	\$0.00	\$0.00	\$0.00	\$0.00	\$0.00	\$0.00	
Rio Hondo Watershed Coordinator WC: Richard Watson & Associates	Los Angeles County Flood Control District	No	\$200,000.00	\$200,000.00	\$200,000.00	\$200,000.00	\$200,000.00	\$200,000.00	\$1,000,000.00	
<b>FY21-22</b>			<b>\$2,069,428.00</b>	<b>\$2,141,970.00</b>	<b>\$0.00</b>	<b>\$0.00</b>	<b>\$0.00</b>	<b>\$0.00</b>	<b>\$4,211,398.00</b>	
Infrastructure Project			\$2,004,245.00	\$2,141,970.00	\$0.00	\$0.00	\$0.00	\$0.00	\$4,146,215.00	
Alhambra Wash Dry-Weather Diversion	San Gabriel Valley Council of Governments (SGVCOG)	Yes	\$822,690.00	\$822,690.00	\$0.00	\$0.00	\$0.00	\$0.00	\$1,645,380.00	
East Los Angeles College Northeast Drainage Area and City of Monterey Park Biofiltration Project	East Los Angeles College/Build LACCD	Yes	\$0.00	\$0.00	\$0.00	\$0.00	\$0.00	\$0.00	\$0.00	
Eaton Wash Dry-Weather Diversion	San Gabriel Valley Council of Governments (SGVCOG)	Yes	\$444,665.00	\$592,890.00	\$0.00	\$0.00	\$0.00	\$0.00	\$1,037,555.00	
Merced Ave Greenway (Phase I - South Residential Corridor)	City of South El Monte	Yes	\$0.00	\$0.00	\$0.00	\$0.00	\$0.00	\$0.00	\$0.00	
Mt. Lowe Median Stormwater Capture Project	Los Angeles County	No	\$0.00	\$0.00	\$0.00	\$0.00	\$0.00	\$0.00	\$0.00	
Plymouth School Neighborhood Stormwater Capture Demonstration Project	Amigos de los Rios (AdIR), Claire Robinson	Yes	\$10,500.00	\$0.00	\$0.00	\$0.00	\$0.00	\$0.00	\$10,500.00	
Rio Hondo Ecosystem Restoration Project	City of Monrovia	Yes	\$0.00	\$0.00	\$0.00	\$0.00	\$0.00	\$0.00	\$0.00	
Rubio Wash Dry-Weather Diversion	San Gabriel Valley Council of Governments (SGVCOG)	Yes	\$726,390.00	\$726,390.00	\$0.00	\$0.00	\$0.00	\$0.00	\$1,452,780.00	
Scientific Study			\$65,183.00	\$0.00	\$0.00	\$0.00	\$0.00	\$0.00	\$65,183.00	
Fire Effects Study in the ULAR Watershed Management Area	San Gabriel Valley Council of Governments	No	\$65,183.00	\$0.00	\$0.00	\$0.00	\$0.00	\$0.00	\$65,183.00	
Technical Resource			\$0.00	\$0.00	\$0.00	\$0.00	\$0.00	\$0.00	\$0.00	
Sierra Madre Boulevard Green Street Stormwater Capture Project	City of Pasadena	No	\$0.00	\$0.00	\$0.00	\$0.00	\$0.00	\$0.00	\$0.00	
South El Monte High School	Lena Luna	Yes	\$0.00	\$0.00	\$0.00	\$0.00	\$0.00	\$0.00	\$0.00	
Washington Park Stormwater Capture Project	City of Pasadena	Yes	\$0.00	\$0.00	\$0.00	\$0.00	\$0.00	\$0.00	\$0.00	
<b>FY22-23</b>			<b>\$1,038,496.75</b>	<b>\$2,594,000.00</b>	<b>\$0.00</b>	<b>\$0.00</b>	<b>\$0.00</b>	<b>\$0.00</b>	<b>\$3,632,496.75</b>	
Infrastructure Project			\$802,000.00	\$2,594,000.00	\$0.00	\$0.00	\$0.00	\$0.00	\$3,396,000.00	
Vincent Lugo Park Stormwater Capture Project	City of San Gabriel	Yes	\$802,000.00	\$2,594,000.00	\$0.00	\$0.00	\$0.00	\$0.00	\$3,396,000.00	
Scientific Study			\$236,496.75	\$0.00	\$0.00	\$0.00	\$0.00	\$0.00	\$236,496.75	
Additional Funding Request to Support the LRS Adaptation Addressing the LA River Bacteria TMDL for the ULAR Watershed Management Group	San Gabriel Valley Council of Governments	No	\$79,306.65	\$0.00	\$0.00	\$0.00	\$0.00	\$0.00	\$79,306.65	
Maximizing Impact of Minimum Control Measures	San Gabriel Valley Council of Governments	No	\$157,190.10	\$0.00	\$0.00	\$0.00	\$0.00	\$0.00	\$157,190.10	
<b>FY23-24</b>			<b>\$4,821,767.67</b>	<b>\$7,877,620.68</b>	<b>\$7,126,767.01</b>	<b>\$7,142,719.45</b>	<b>\$69,358.42</b>	<b>\$27,038,233.23</b>		
Infrastructure Project			\$4,791,354.00	\$7,664,725.00	\$6,944,285.00	\$6,944,285.00	\$0.00	\$26,344,649.00		
Burke Heritage Park & Marengo Yard Stormwater Capture Project	City of Alhambra	No	\$787,896.00	\$1,225,408.00	\$1,205,407.00	\$1,205,407.00	\$0.00	\$4,424,118.00		
El Monte Norwood Elementary School Stormwater Capture Project	Edna Robidas (Trust for Public Land)	Yes	\$642,637.00	\$3,515,600.00	\$2,835,161.00	\$2,835,161.00	\$0.00	\$9,828,559.00		
Kinneloa Yard Stormwater Capture Project Preliminary Design and Feasibility Study	City of Pasadena	No	\$2,292,762.00	\$0.00	\$0.00	\$0.00	\$0.00	\$2,292,762.00		
Merced Avenue Stormwater Capture Project	City of El Monte	Yes	\$1,068,059.00	\$2,923,717.00	\$2,903,717.00	\$2,903,717.00	\$0.00	\$9,799,210.00		
Scientific Study			\$30,413.67	\$212,895.68	\$182,482.01	\$198,434.45	\$69,358.42	\$693,584.23		
Regional Pathogen Reduction Study	Gateway Water Management Authority	No	\$30,413.67	\$212,895.68	\$182,482.01	\$198,434.45	\$69,358.42	\$693,584.23		
<b>Grand Total</b>			<b>\$8,129,692.42</b>	<b>\$12,813,590.68</b>	<b>\$7,326,767.01</b>	<b>\$7,342,719.45</b>	<b>\$269,358.42</b>	<b>\$35,882,127.98</b>		

Attachment B  
Summary to Date

Watershed Area Included in SIP?	Upper San Gabriel River Yes
---------------------------------	--------------------------------

Row Labels	Project Lead	DAC	FY 20-21 Budget	FY 21-22 Budget	FY 22-23 Budget	FY 23-24 Budget	FY 24-25 Projection	FY 25-26 Projection	FY 26-27 Projection	FY 27-28 Projection	Total Anticipated SCW Funding
<b>FY20-21</b>			<b>\$10,919,762.00</b>	<b>\$10,789,423.00</b>	<b>\$23,512,652.00</b>	<b>\$17,377,894.00</b>	<b>\$18,806,782.00</b>	<b>\$200,000.00</b>	<b>\$200,000.00</b>	<b>\$200,000.00</b>	<b>\$82,006,513.00</b>
Infrastructure Project			<b>\$9,734,762.00</b>	<b>\$10,589,423.00</b>	<b>\$23,312,652.00</b>	<b>\$17,177,894.00</b>	<b>\$18,606,782.00</b>	<b>\$0.00</b>	<b>\$0.00</b>	<b>\$0.00</b>	<b>\$79,421,513.00</b>
Wingate Park Regional EWMP Project	City of Covina	Yes	\$929,142.00	\$908,283.00	\$6,630,084.00	\$7,130,084.00	\$8,580,082.00	\$0.00	\$0.00	\$0.00	\$24,177,675.00
	East San Gabriel Valley Watershed Management Group (City of San Dimas, City of Claremont, City of Pomona, City of La Verne)	No	\$102,760.00	\$154,140.00	\$1,330,180.00	\$1,212,120.00	\$26,700.00	\$0.00	\$0.00	\$0.00	\$2,825,900.00
Pedley Spreading Grounds	Los Angeles County	Yes	\$3,000,000.00	\$7,200,000.00	\$7,000,000.00	\$4,000,000.00	\$10,000,000.00	\$0.00	\$0.00	\$0.00	\$31,200,000.00
Bassett High School Stormwater Capture Multi-Benefit Project			\$4,000,000.00	\$0.00	\$0.00	\$0.00	\$0.00	\$0.00	\$0.00	\$0.00	\$4,000,000.00
Garvey Avenue Grade Separation Drainage Improvement Project	City of El Monte	Yes	\$1,000,000.00	\$1,500,000.00	\$7,400,000.00	\$4,835,690.00	\$0.00	\$0.00	\$0.00	\$0.00	\$14,735,690.00
Barnes Park	City of Baldwin Park	Yes	\$702,860.00	\$827,000.00	\$952,388.00	\$0.00	\$0.00	\$0.00	\$0.00	\$0.00	\$2,482,248.00
Encanto Park Stormwater Capture Project	City of Monrovia	Yes	\$385,000.00	\$0.00	\$0.00	\$0.00	\$0.00	\$0.00	\$0.00	\$0.00	\$385,000.00
Scientific Study			\$385,000.00	\$0.00	\$0.00	\$0.00	\$0.00	\$0.00	\$0.00	\$0.00	\$385,000.00
	East San Gabriel Valley Watershed Management Group (City of San Dimas, City of Claremont, City of Pomona, City of La Verne)	No	\$385,000.00	\$0.00	\$0.00	\$0.00	\$0.00	\$0.00	\$0.00	\$0.00	\$385,000.00
San Gabriel Valley Regional Confirmation of Infiltration Rates			\$800,000.00	\$200,000.00	\$200,000.00	\$200,000.00	\$200,000.00	\$200,000.00	\$200,000.00	\$200,000.00	\$2,200,000.00
Technical Resource			\$300,000.00	\$0.00	\$0.00	\$0.00	\$0.00	\$0.00	\$0.00	\$0.00	\$300,000.00
Glendora Avenue Green Street Feasibility Study	City of Glendora	No	\$300,000.00	\$0.00	\$0.00	\$0.00	\$0.00	\$0.00	\$0.00	\$0.00	\$300,000.00
MaLaren Hall Property Park and Sports Fields Project	City of El Monte	Yes	\$300,000.00	\$0.00	\$0.00	\$0.00	\$0.00	\$0.00	\$0.00	\$0.00	\$300,000.00
Upper San Gabriel River Watershed Coordinator WC: Day One	Los Angeles County Flood Control District	No	\$200,000.00	\$200,000.00	\$200,000.00	\$200,000.00	\$200,000.00	\$200,000.00	\$200,000.00	\$200,000.00	\$1,600,000.00
<b>FY21-22</b>				<b>\$7,490,644.00</b>	<b>\$1,290,642.00</b>	<b>\$0.00</b>	<b>\$519,822.00</b>	<b>\$519,822.00</b>	<b>\$0.00</b>	<b>\$0.00</b>	<b>\$9,820,930.00</b>
Infrastructure Project				<b>\$7,090,644.00</b>	<b>\$1,290,642.00</b>	<b>\$0.00</b>	<b>\$0.00</b>	<b>\$0.00</b>	<b>\$0.00</b>	<b>\$0.00</b>	<b>\$8,381,286.00</b>
Zamora Park Renovation Project	City of El Monte	Yes	\$2,000,000.00	\$0.00	\$0.00	\$0.00	\$0.00	\$0.00	\$0.00	\$0.00	\$2,000,000.00
	East San Gabriel Valley Watershed Management Group	No	\$900,000.00	\$0.00	\$0.00	\$0.00	\$0.00	\$0.00	\$0.00	\$0.00	\$900,000.00
Lone Hill Park			\$2,900,000.00	\$0.00	\$0.00	\$0.00	\$0.00	\$0.00	\$0.00	\$0.00	\$2,900,000.00
Fairplex	East San Gabriel Valley Watershed Management Group	Yes	\$1,290,644.00	\$1,290,642.00	\$0.00	\$0.00	\$0.00	\$0.00	\$0.00	\$0.00	\$2,581,286.00
FINKBINER PARK STORMWATER CAPTURE PROJECT	City of Glendora	No	\$100,000.00	\$0.00	\$0.00	\$0.00	\$519,822.00	\$519,822.00	\$0.00	\$0.00	\$1,139,644.00
Scientific Study			\$100,000.00	\$0.00	\$0.00	\$0.00	\$519,822.00	\$519,822.00	\$0.00	\$0.00	\$1,139,644.00
Regional Pathogen Reduction Study	(blank)	No	\$300,000.00	\$0.00	\$0.00	\$0.00	\$0.00	\$0.00	\$0.00	\$0.00	\$300,000.00
Technical Resource			\$300,000.00	\$0.00	\$0.00	\$0.00	\$0.00	\$0.00	\$0.00	\$0.00	\$300,000.00
Sunset Crossing Park Multi-Benefit Stormwater Project	City of Diamond Bar	Yes	\$300,000.00	\$0.00	\$0.00	\$0.00	\$0.00	\$0.00	\$0.00	\$0.00	\$300,000.00
<b>FY22-23</b>					<b>\$2,290,000.00</b>	<b>\$781,393.00</b>	<b>\$15,000.00</b>	<b>\$0.00</b>	<b>\$0.00</b>	<b>\$0.00</b>	<b>\$3,086,393.00</b>
Infrastructure Project					<b>\$2,150,000.00</b>	<b>\$150,000.00</b>	<b>\$15,000.00</b>	<b>\$0.00</b>	<b>\$0.00</b>	<b>\$0.00</b>	<b>\$2,315,000.00</b>
Glendora Avenue Green Streets	City of Glendora	No	\$150,000.00	\$150,000.00	\$150,000.00	\$150,000.00	\$15,000.00	\$0.00	\$0.00	\$0.00	\$315,000.00
	East San Gabriel Valley Watershed Management Group	Yes	\$1,325,000.00	\$0.00	\$0.00	\$0.00	\$0.00	\$0.00	\$0.00	\$0.00	\$1,325,000.00
Pelota Park			\$675,000.00	\$0.00	\$0.00	\$0.00	\$0.00	\$0.00	\$0.00	\$0.00	\$675,000.00
Marchant Park	East San Gabriel Valley Watershed Management Group	Yes	\$140,000.00	\$631,393.00	\$0.00	\$0.00	\$0.00	\$0.00	\$0.00	\$0.00	\$771,393.00
Scientific Study			\$120,000.00	\$258,284.00	\$0.00	\$0.00	\$0.00	\$0.00	\$0.00	\$0.00	\$378,284.00
Community Garden Stormwater Capture Investigation	Los Angeles Community Garden Council	No	\$120,000.00	\$258,284.00	\$0.00	\$0.00	\$0.00	\$0.00	\$0.00	\$0.00	\$378,284.00
Maximizing Impact of Minimum Control Measures	San Gabriel Valley Council of Governments	No	\$20,000.00	\$373,109.00	\$0.00	\$0.00	\$0.00	\$0.00	\$0.00	\$0.00	\$393,109.00
<b>FY23-24</b>						<b>\$300,000.00</b>	<b>\$0.00</b>	<b>\$0.00</b>	<b>\$0.00</b>	<b>\$0.00</b>	<b>\$300,000.00</b>
Technical Resource						<b>\$300,000.00</b>	<b>\$0.00</b>	<b>\$0.00</b>	<b>\$0.00</b>	<b>\$0.00</b>	<b>\$300,000.00</b>
West Covina Regional Projects and Green Streets	City of West Covina	Yes	\$300,000.00	\$0.00	\$0.00	\$0.00	\$0.00	\$0.00	\$0.00	\$0.00	\$300,000.00
<b>Grand Total</b>			<b>\$10,919,762.00</b>	<b>\$18,280,067.00</b>	<b>\$27,093,294.00</b>	<b>\$18,459,287.00</b>	<b>\$19,341,604.00</b>	<b>\$719,822.00</b>	<b>\$200,000.00</b>	<b>\$200,000.00</b>	<b>\$95,213,836.00</b>