

Safe, Clean Water Program

Fiscal Year 2023-2024

Stormwater Investment Plan



Stormwater Investment Plan Lower San Gabriel River Watershed Area

The Stormwater Investment Plan (SIP) is an annual five (5) year plan developed by each Watershed Area Steering Committee (WASC) that recommends funding allocations for Projects and Programs in the Regional Program’s Infrastructure Program, Technical Resources Program, and Scientific Studies Program.

The purpose of the SIP is to capture recommended programming for the upcoming fiscal year as well as anticipated recommendations for the next four subsequent years.

The following sections include details regarding the recommended SIP:

Contents

1	Summary of Stormwater Investment Plan Recommendations	2
2	Summary of Meetings and Process.....	4
3	Infrastructure Program	6
4	Technical Resources Program	16
5	Scientific Studies Program	17
6	Next Steps	18

Attachments:

- Attachment A – Final Recommended SIP
- Attachment B – Summary to Date
- Attachment C – Funding Reduction Concurrence Forms

Please review the recommended SIP and select one of the following:

<input type="checkbox"/>	Regional Oversight Committee (ROC) concurs with the recommended SIP as-is
<input type="checkbox"/>	Refer to ROC meeting minutes for comments

Safe, Clean Water Program

Fiscal Year 2023-2024

Stormwater Investment Plan



1 Summary of Stormwater Investment Plan Recommendations

The Lower San Gabriel River Watershed Area receives approximately \$16.7M in annual Regional Program funds.

For Fiscal Year 2023-2024 (FY23-24), 5 Infrastructure Program Project applications, 0 Technical Resources Program Project concept applications, and 2 Scientific Studies Program applications were submitted for consideration. After careful review and consideration, the WASC voted to include 5 Infrastructure Program Projects, 0 Technical Resources Program Project concepts, 2 Scientific Studies, and 1 Watershed Coordinator into the recommended SIP.

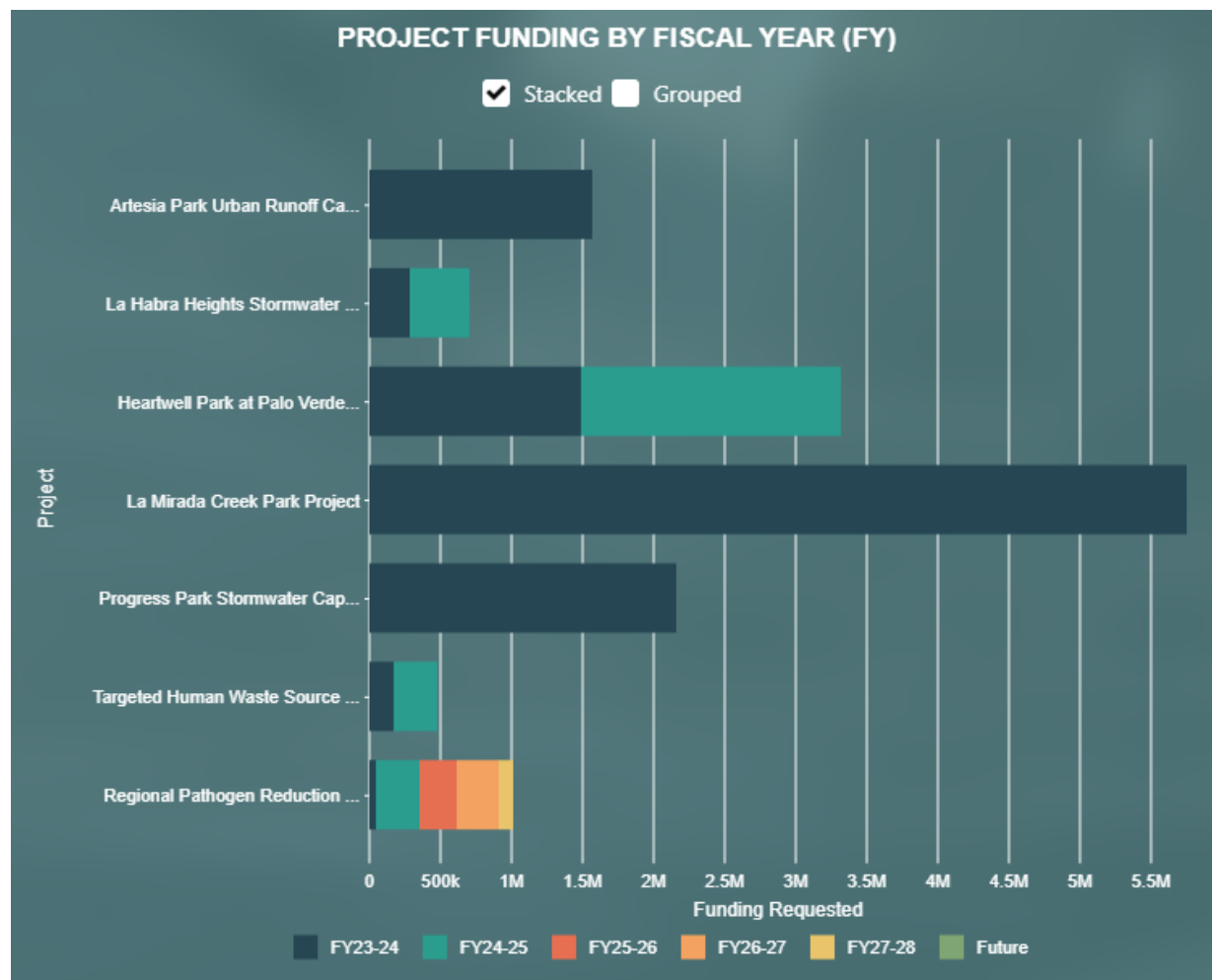
Below is a summary of the total funding allocated per year in the recommended SIP, including both new projects and continuing projects.

	Budget		Projections				TOTAL
	FY23-24	FY24-25	FY25-26	FY26-27	FY27-28	Future Funding	
A. Anticipated Annual Regional Program Funds Collected	\$16.7M	\$16.7M	\$16.7M	\$16.7M	\$16.7M		\$83.7M
B. Anticipated Annual Regional Program Funds Available (A+D) ⓘ	\$26.6M	\$22.6M	\$22.6M	\$33.5M	\$44.4M		
C. Total Recommendation in Current SIP	\$11.5M	\$2.9M	\$265k	\$288k	\$101k	\$0	\$15M
Total Allocated in Previous SIP(s)	\$9.2M	\$13.9M	\$5.5M	\$5.5M	\$200k	\$0	\$34.4M
D. Remaining Balance/Rollover Funds (B-C) ⓘ	\$9.9M	\$5.9M	\$5.8M	\$16.8M	\$27.7M	\$44.1M	
E. Percent Allocated (C/B) ⓘ	78%	74%	26%	17%	1%		59%

Safe, Clean Water Program

Fiscal Year 2023-2024

Stormwater Investment Plan



Refer to Attachment A or the SIP tool (<https://portal.safecleanwaterla.org/sip-tool/>) for the Final Recommended SIP with additional project details.

Safe, Clean Water Program

Fiscal Year 2023-2024

Stormwater Investment Plan



2 Summary of Meetings and Process

The WASC met 8 times between August 2022 and February 2023. Refer to <https://safecleanwaterla.org/lower-san-gabriel-river-watershed-area/> for the current list of WASC members, meeting dates, and meeting materials.

2.1 Call for Projects

The Call for Projects for FY23-24 funding ended on July 31, 2022. After a check for completeness by the Los Angeles County Flood Control District (District) staff, the WASC received an overview of project submittals. The WASC discussed the Projects and voted to send all Infrastructure Projects to be scored by the Scoring Committee.

2.2 Scoring

The Scoring Committee evaluated each project submittal and provided an official score based on the scoring criteria defined in the Feasibility Study Guidelines (<https://safecleanwaterla.org/wp-content/uploads/2019/09/Feasibility-Study-Guidelines-20190917-FINAL-1.pdf>). Since all Regional Program Projects must meet the Threshold Score of 60 points or more to be eligible for consideration in the Infrastructure Program, only those qualifying projects were returned to the WASC for further evaluation. All 5 Infrastructure Program Project applications met the 60-point minimum threshold score.

See Scoring Rubric for FY23-24 (<https://safecleanwaterla.org/wp-content/uploads/2023/02/FY23-24-Scoring-Rubric-LSGR.pdf>) for more details.

2.3 Presentations

The WASC received presentations from all Regional Program applicants that submitted complete proposals. Each presentation was allotted approximately 10 minutes of presentation time with 10 minutes for questions and answers; additional time for presentation or Q&A was accommodated when necessary. The committee members discussed each application at the conclusion of each presentation.

As appropriate, the WASC also received updates from the previous applicants on Projects, Project concepts, and Studies that were previously approved from the FY20-21, FY21-22, and FY22-23 SIPs. Those recipients continue to execute their Transfer Agreements or Addendums, receive funds, initiate the approved activities, and begin the formal reporting process.

Safe, Clean Water Program

Fiscal Year 2023-2024

Stormwater Investment Plan



2.4 Preliminary Ranking Worksheet

The WASC discussed each eligible Project, Project concept, and scientific study as a group. The applications were ranked by each committee member and the totals were aggregated as follows:

Program	Project Name	Number of Rankings	Total*	Program Place	Overall Place
IP	Progress Park Stormwater Capture Project	15	87	1	1
IP	Artesia Park Urban Runoff Capture Project	16	79	2	2
IP	La Mirada Creek Park Project	14	79	2	2
IP	Heartwell Park at Palo Verde Stormwater Capture Project	15	68	4	5
IP	La Habra Heights Stormwater Treatment and Reuse The Park Hacienda Road	13	64	5	6
SS	Regional Pathogen Reduction Study	11	74	1	4
SS	Targeted Human Waste Source Reduction Strategy to Address Bacteria-Related Compliance Objectives for the Los Cerritos Channel	9	58	2	7

* NOTE: These values are NOT project scores but rather a weighted representation of the committee's preliminary rankings to help prioritize funding considerations and discussion.

2.5 SIP Development

The WASC is aware of the District's in-progress Metrics and Monitoring Study that is intended to help inform future SIP development through the support of both early/coordinated planning as well as more meaningful tracking/monitoring of projects and benefits. These results, along with other efforts and regional plans related to identifying needs, priorities, and lessons learned, will continue to be grafted into the Regional Program process as able. In the meantime, the WASC reviewed and utilized all available information and guidance materials including, but not limited to, the items listed below. Please refer to the [Project Portal \(https://portal.safecleanwaterla.org/scw-reporting/map\)](https://portal.safecleanwaterla.org/scw-reporting/map) and the WASC webpage on the [Safe, Clean Water website \(www.safecleanwaterla.org\)](http://www.safecleanwaterla.org) for details.

- Project applications, factsheets, and presentations
- Safe Clean Water Spatial Data Library
- SIP Programming Tool
- Preliminary rankings, as applicable
- Prioritization Criteria, as applicable
- Anticipated future construction costs for projects
- Program Guidance
 - Programming of Nature-Based Solutions
 - Implementing Disadvantaged Community Policies in the Regional Program
 - Strengthening Community Engagement and Support

Safe, Clean Water Program

Fiscal Year 2023-2024

Stormwater Investment Plan



- Water Supply
- Partial Funding Guidelines

The WASC discussed all available information and received public comments before voting to approve Projects and studies and their corresponding annual funding allocations into the recommended SIP.

2.6 Summary of Public Comment

The WASC received public comments which are available in the WASC meeting minutes on the [Safe, Clean Water website](#). The WASC did not receive any strong public input contrary to the recommended SIP.

3 Infrastructure Program

3.1 Submitted and Recommended Projects

All projects were evaluated as described above in Section 2 Summary of Meetings. Below is a list of all Projects submitted to the FY23-24 Infrastructure Program for this Watershed Area. Projects shown in white have been included in the recommended SIP.

Project Name	Project Applicant	SIP Programming Status	Phase(s)	Total Funding FY23-28
Artesia Park Urban Runoff Capture Project	City of Artesia	Included in SIP	Design	\$1,568,876.00
Heartwell Park at Palo Verde Stormwater Capture Project	City of Long Beach	Included in SIP	Design, Construction	\$3,313,865.00
La Habra Heights Stormwater Treatment and Reuse System The Park Hacienda Road	City of La Habra Heights	Included in SIP	Planning, Design, Construction	\$705,348.00
La Mirada Creek Park Project	City of La Mirada	Included in SIP	Construction	\$5,752,200.00
Progress Park Stormwater Capture Project	City of Paramount	Included in SIP	Design	\$2,161,744.00

Refer to Attachment A or the SIP tool (<https://portal.safecleanwaterla.org/sip-tool/>) for the Final Recommended SIP with additional project details.

Note, Projects requesting only Design funds are expected to request Construction funds in subsequent years. In addition, all Projects included in the recommended SIP are expected to request additional funding for operations, maintenance, and monitoring for a minimum useful life of 30 years.

Safe, Clean Water Program

Fiscal Year 2023-2024

Stormwater Investment Plan



3.2 Discussion of Criteria

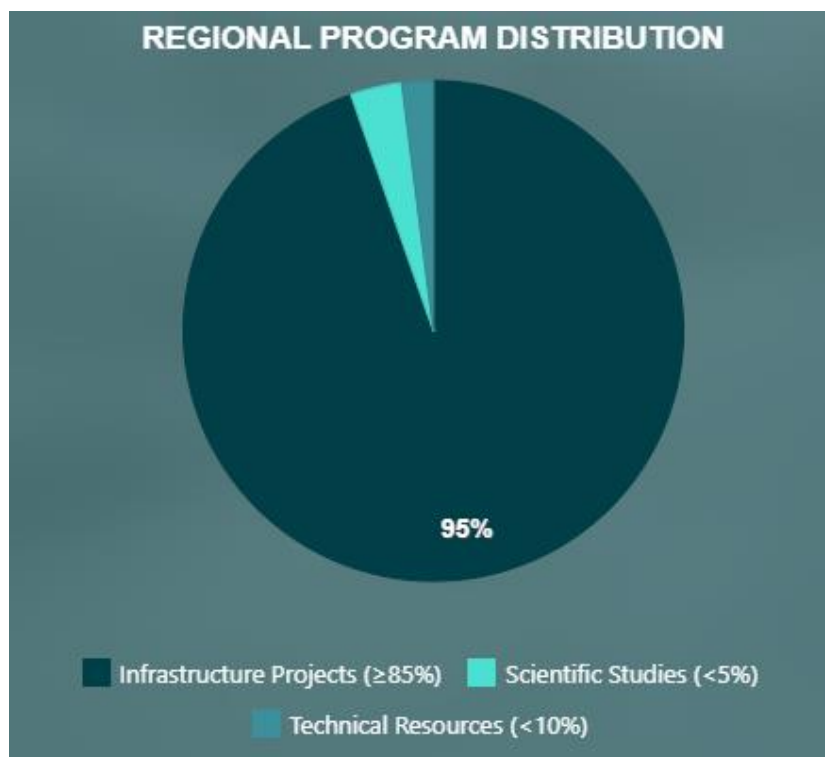
Per LACFCD Code Ch18.07.B.2, the SIPs shall be developed by the WASC in accordance with the criteria described below.

3.2.1 Regional Program Allocations

Compliant with LACFCD Code Ch18.07.B.2.a

Below is a summary of the Regional Program allocations over the 5-year SIP, which includes both new and continuing projects.

Funding Program	Total SCW Funding Allocated FY23-28	Funding Distribution for Subprograms FY23-28
Infrastructure Program (≥85%)	\$46,768,144.00	94.6%
Scientific Studies (<5%)	\$1,644,879.87	3.3%
Technical Resources Program (<10%)	\$1,000,000.00	2.0%
Grand Total	\$49,413,023.87	



Safe, Clean Water Program

Fiscal Year 2023-2024

Stormwater Investment Plan




3.2.2 Project Benefits

Compliant with LACFCD Code Ch18.04.E

The Scoring Committee confirmed the scores provided by each project including Water Quality Benefits, Water Supply Benefits, Community Investment Benefits, Nature-Based Solutions, and Leveraging Funds and Community Support as defined in the Feasibility Study Guidelines.

Below are the overall scoring category distributions for the new Infrastructure Program Projects included in the recommended SIP.



3.2.3 MS4 Compliance

Compliant with LACFCD Code Ch18.07.B.2.b.

Below is an overview of the applicant-entered water quality data for the new FY23-24 Infrastructure Program Projects included in the recommended SIP.

Safe, Clean Water Program

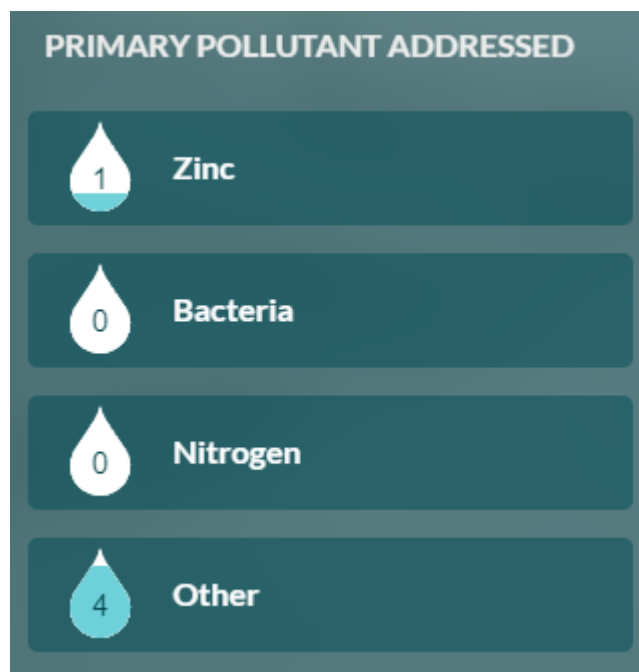
Fiscal Year 2023-2024

Stormwater Investment Plan



Project Name	Project Type	Capture Area (acres)	24-hr Capacity (acre-feet)
Artesia Park Urban Runoff Capture Project	Dry	585	20.6
Heartwell Park at Palo Verde Channel Stormwater Capture Project	Dry	2099	33.3
La Habra Heights Stormwater Treatment and Reuse System The Park Hacienda Road	Wet	4	1.32
La Mirada Creek Park Project	Dry	2949	0.66
Progress Park Stormwater Capture Project	Wet	729	28.78
Grand Total		6366	45.64

*Note: Value is specified by the applicant, which differs from the automatically generated value in the application module.



*NOTE: "Other" may include Dry Weather Projects, Copper, Lead, Toxics, Phosphorus, and Chloride. The Primary Pollutants Addressed by the La Habra Heights Stormwater Treatment and Reuse System The Park Hacienda Road are Hydrocarbons, Copper, Lead, Zinc, Iron, Aluminum, and Total Suspended Solids while Artesia Park Urban Runoff Capture Project, Heartwell Park at Palo Verde Channel Stormwater Capture Project, and La Mirada Creek Park Project are Dry Weather Projects.

Safe, Clean Water Program

Fiscal Year 2023-2024

Stormwater Investment Plan



3.2.4 Disadvantaged Communities (DAC) Benefits *Compliant with LACFCD Code Ch18.07.B.2.c.*

Based on the total Infrastructure Program funding allocations for the SIP and the ratio of the DAC population to the total population in each Watershed Area, funding for Projects that provide DAC Benefits over the 5-year SIP shall not be less than the value shown below. Below is an overview of Funding Allocated for DACs from FY23-28.

DISADVANTAGED COMMUNITY (DAC) ALLOCATION	
Required DAC Ratio	22%
Required Funding for DACs FY23-28 (110%)	\$ 11,070,955
Funding Allocated for DACs FY23-28	\$ 32,734,008

* These figures are based on the 2020 US Census and will be updated periodically.

As shown, the total Safe, Clean Water Funds benefiting DAC over a rolling 5-year period for the recommended SIP is greater than the required funding for DACs for this Watershed Area.

Below is an overview of the WASC-confirmed DAC Benefit for the new FY23-24 Infrastructure Program Projects included in the recommended SIP. To better assist with and standardize this determination in the future, the District developed interim guidance for implementing Disadvantage Community Policies in the Regional Program. Interim guidance is available on our website (<https://safecleanwaterla.org/2022-interim-guidance/>).

Project Name	Provides Benefit to a DAC	Total Funding FY23-28
Artesia Park Urban Runoff Capture Project	Yes	\$1,568,876.00
Heartwell Park at Palo Verde Channel Stormwater Capture Project	No	\$3,313,865.00
La Habra Heights Stormwater Treatment and Reuse System The Park Hacienda Road	Yes	\$705,348.00
La Mirada Creek Park	No	\$5,752,200.00
Progress Park Stormwater Capture Project	Yes	\$2,161,744.00

Safe, Clean Water Program

Fiscal Year 2023-2024

Stormwater Investment Plan



3.2.5 Municipality Benefits

Compliant with LACFCD Code Ch18.07.B.2.d.

The ordinance language calls for a distribution of benefits, not necessarily just dollars invested. The currently recommended Projects are distributed throughout the Watershed Area to help comply with this rolling 5-year criterion in future years. The District intends to develop guidance for evaluating and tracking municipality benefits in future years.

Below is a summary of the Municipality in which each new FY23-24 Infrastructure Program Project included in the recommended SIP is located and the Municipalities within the Project's capture area.

Project Name (Municipality)	Municipalities within Project Capture Area
Artesia Park Urban Runoff Capture Project (Artesia)	Artesia, Cerritos, Norwalk
Heartwell Park at Palo Verde Channel Stormwater Capture Project (Long Beach)	Bellflower, Cerritos, Lakewood, Long Beach
La Habra Heights Stormwater Treatment and Reuse System The Park Hacienda Road (La Habra Heights)	La Habra Heights
La Mirada Creek Park Project (La Mirada)	La Mirada, La Habra Heights, Whittier, Unincorporated (Los Angeles County)
Progress Park Stormwater Capture Project (Paramount)	Downey, Bellflower, Paramount

3.2.6 Project Types and Sizes

Compliant with LACFCD Code Ch18.07.B.2.e.

Recommendations include a variety of projects to ensure compliance with this rolling 5-year criterion in future years.

Below is a summary of project types and the total capture area in acres for the new FY23-24 Infrastructure Program Projects included in the recommended SIP.

Project Name	Project Type	BMP Type	Capture Area (acres)
Artesia Park Urban Runoff Capture Project	Dry	Treatment Facility	585
Heartwell Park at Palo Verde Channel Stormwater Capture Project	Dry	Treatment Facility	2099
La Habra Heights Stormwater Treatment and Reuse System The Park Hacienda Road	Wet	Biofiltration	4
La Mirada Creek Park Project	Dry	Bioretention	2949
Progress Park Stormwater Capture Project	Wet	Infiltration Facility	729
Grand Total			6366

Safe, Clean Water Program

Fiscal Year 2023-2024

Stormwater Investment Plan



3.2.7 Nature-Based Solutions

Compliant with LACFCD Code Ch18.07.B.2.f.

Below is a summary of the new FY23-24 Infrastructure Program Projects included in the recommended SIP that implement Nature-Based Solutions (NBS).



Project Name	Mimics Natural Processes	Uses Natural Materials
Artesia Park Urban Runoff Capture Project	Yes	Yes
Heartwell Park at Palo Verde Channel Stormwater Capture Project	Yes	Yes
La Habra Heights Stormwater Treatment and Reuse System The Park Hacienda Road	Yes	Yes
La Mirada Creek Park Project	Yes	Yes
Progress Park Stormwater Capture Project	Yes	Yes

Mimics Natural Process: Implements natural processes or mimics natural processes to slow, detain, capture, and absorb/infiltrate water in a manner that protects, enhances and/or restores habitat, green space and/or usable open space.

Uses Natural Materials: Utilizes natural materials such as soils and vegetation with a preference for native vegetation.

For reference, the District developed interim guidance related to developing and programming Nature-Based Solutions. Interim guidance is available on our website (<https://safecleanwaterla.org/2022-interim-guidance/>).

Safe, Clean Water Program

Fiscal Year 2023-2024

Stormwater Investment Plan



3.2.8 Leveraged Funds and Community Support

Below is a summary of leveraged funds, SCW funding allocations, and community support for the FY23-24 Infrastructure Program Projects included in the recommended SIP.

Project Name	Status of Leveraged Funds	Sum of Leveraged Funding	Community Support Score (max 4 points)
Artesia Park Urban Runoff Capture Project	None	\$0.00	4
Heartwell Park at Palo Verde Channel Stormwater Capture Project	Money Received	\$172,258.00	4
La Habra Heights Stormwater Treatment and Reuse System The Park Hacienda Road	Commitment Received	\$236,000.00	4
La Mirada Creek Park Project	Commitment Received	\$1,008,000.00	0
Progress Park Stormwater Capture Project	None	\$0.00	4
Grand Total		\$1,416,258.00	

*NOTE: Community support points are awarded when the Project demonstrates strong local, community-based support and/or has been developed as part of a partnership with local NGOs/CBOs

For reference, the District developed interim guidance related to Strengthening Community Engagement and Support. Interim guidance is available on our website (<https://safecleanwaterla.org/2022-interim-guidance/>).

3.2.9 Long Term Planning Considerations

The WASC incorporated long term planning by considering anticipated future construction costs for continuing and new projects during SIP development. The future anticipated construction costs were estimated and confirmed by project applicants and actual future SCW funding requests for construction may differ due to updated project estimates, leveraged funding, awarded grants, or local match. The majority of WASC members noted the purpose was to demonstrate progress toward MS4 compliance, provide a more accurate construction schedule/cost estimate, and to seek out potential leveraged funding options. Other WASC members expressed concerns with the proposed SIP, noting the limited capacity available for new Projects, Project Concepts brought forth by the Watershed Coordinator, previously funded TRPs that will seek future IP funding, and unforeseen circumstances.

In addition, the annual Operations and Maintenance (O&M) projections provided in the Project applications for the new and continuing Projects were included in the SIP tool and shown below. The recommended SIP anticipates a total annual O&M cost of \$2.6M of the anticipated \$16.7M annual Regional Program funds collected and will be accounted for in future SIPs.

Safe, Clean Water Program

Fiscal Year 2023-2024

Stormwater Investment Plan



Below is a summary of the total funding allocated per year in the recommended SIP, including estimated construction costs for both new projects and continuing projects. This represents the theoretical SIP projections based on currently anticipated additional funding requests to cover subsequent phases.

	Budget		Projections					TOTAL	Annual O&M
	FY23-24	FY24-25	FY25-26	FY26-27	FY27-28	Future Funding			
A. Anticipated Annual Regional Program Funds Collected	\$16.7M	\$16.7M	\$16.7M	\$16.7M	\$16.7M		\$83.7M		
B. Anticipated Annual Regional Program Funds Available (A+D) ⓘ	\$26.6M	\$22.6M	\$16.7M	\$16.7M	\$16.7M				
C. Total Recommendation in Current SIP	\$11.5M	\$2.9M	\$10.3M	\$16.9M	\$14.1M	\$3.2M	\$55.6M	\$763k	
Total Allocated in Previous SIP(s)	\$9.2M	\$21.5M	\$13.1M	\$13.1M	\$359k	\$0	\$57.3M	\$1.8M	
D. Remaining Balance/Rollover Funds (B-C) ⓘ	\$9.9M	\$5.9M	\$0	\$0	\$2.3M			Total: \$2.6M	
E. Percent Allocated (C/B) ⓘ	78%	108%	140%	179%	86%		135%		

*NOTE: This is not the recommended SIP.

Refer to the SIP tool (<https://portal.safecleanwaterla.org/sip-tool/>) for the “Final – Assumed Construction Cost” scenario. As shown in the theoretical SIP, other funding sources will be required to bring all projected Projects to completion, and most of the members in the WASC were confident in the Watershed Area’s ability to do so. If unable to do so, the WASC understands they will need to defer the construction of certain Projects to occur in later years.

3.2.10 Other Considerations

The projects included in the recommended SIP were selected based on the results from the Preliminary Ranking Worksheet and robust discussion of Project benefits, anticipated future funding requests, and available funding.

The WASC received presentations from the Infrastructure Program applicants during the WASC meetings on December 13, 2022 and January 10, 2023.

One Infrastructure Program Project applicant reduced their overall funding request and removed one FY from their request. La Mirada Creek Park Project reduced their funding request from \$6,616,197 to \$5,752,200 after successfully leveraging funds for the project. The WASC agreed to consider moving up the FY24-25 funding request to FY23-34 since the Project applicant had completed the design phase and was ready to begin construction.

Safe, Clean Water Program

Fiscal Year 2023-2024

Stormwater Investment Plan



3.3 Continuing Projects

All projects were evaluated as described above in Section 2 Summary of Meetings and Process. Below is a list of continuing Infrastructure Program Projects included in the SIP for this Watershed Area.

Project Name	Project Applicant	SIP Year	SIP Funding Status	Phase(s)	Remaining Funding Request
Adventure Park Multi Benefit Stormwater Capture Project	Los Angeles County Public Works	FY20-21	Completed Allocation	Planning & Design	\$0.00
Bolivar Park	City of Lakewood	FY20-21	Continuing Allocation	Operations & Maintenance	\$396,450.00
Caruthers Park	City of Bellflower	FY20-21	Continuing Allocation	Operations & Maintenance	\$354,000.00
El Dorado Regional Project	City of Long Beach	FY20-21	Completed Allocation	Planning & Design	\$0.00
Hermosillo Park	City of Norwalk	FY20-21	Continuing with Delay	Planning & Design	\$16,010,000.00
Mayfair Park	City of Lakewood	FY20-21	Continuing Allocation	Operations & Maintenance	\$506,450.00
Skylinks Golf Course at Wardlow Stormwater Capture Project	City of Long Beach	FY20-21	Continuing Allocation	Planning, Design, & Construction	\$4,968,071.00
Bellflower Simms Park Stormwater Capture Project	City of Bellflower	FY21-22	Completed Allocation	Planning & Design	\$0.00
Cerritos Sports Complex	City of Cerritos	FY21-22	Completed Allocation	Planning & Design	\$0.00
Bellflower Simms Park Stormwater Capture Project (Construction)	City of Bellflower	FY22-23	Continuing Allocation	Construction	\$11,031,140.00
Lakewood Equestrian Center	City of Lakewood	FY22-23	Completed Allocation	Design	\$0.00
York Field Stormwater Capture Project	City of Whittier	FY22-23	Completed Allocation	Design	\$0.00

Refer to Attachment A or the SIP tool (<https://portal.safecleanwaterla.org/sip-tool/>) for the Final Recommended SIP with additional project details and refer to Attachment B for a Summary to Date.

Safe, Clean Water Program

Fiscal Year 2023-2024

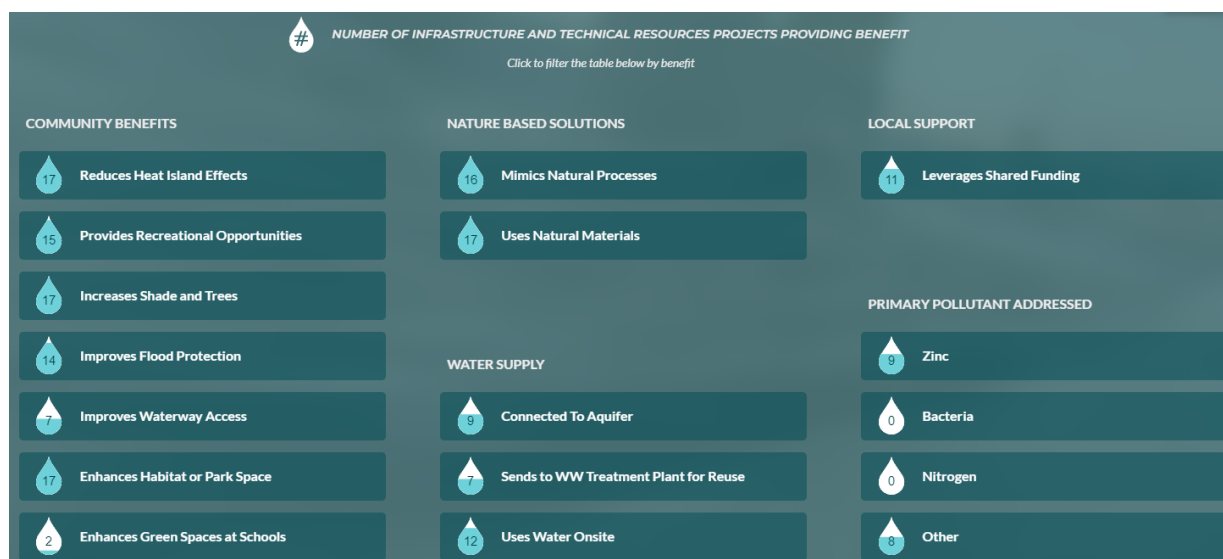
Stormwater Investment Plan



3.4 Projected Watershed Area Benefits To-Date

Below is a summary of the estimated aggregate benefits for Infrastructure Program Projects included in the approved FY20-21 SIP, FY21-22 SIP, FY22-23, and recommended FY23-24 SIP.

Area Managed by Projects (acres)	37,635
Project Storage Capacity (acre-feet)	184
Annual Average Stormwater Capture (acre-feet)	4,791
Dry Weather Inflow to Projects (cubic feet per sec)	42



4 Technical Resources Program

Per LACFCD Code Ch18.07.D, the purpose of the Technical Resources Program is to provide Technical Assistance Teams to assist with the development of Feasibility Studies and to provide Watershed Coordinators.

4.1 Submitted and Recommended Project Concepts

There were no Project concepts submitted to the FY23-24 Technical Resources Program for this Watershed Area. A placeholder to fund one Watershed Coordinator for up to \$200k/year was included in the recommended SIP.

Refer to attachment A or the SIP tool (<https://portal.safecleanwaterla.org/sip-tool/>) for the Final Recommended SIP with additional project details.

4.2 Continuing Project Concepts

Below is a list of continuing Technical Resources Program Project concepts included in the SIP for this Watershed Area.

Safe, Clean Water Program

Fiscal Year 2023-2024

Stormwater Investment Plan



Project Name	Project Applicant	SIP Year	Status	Note
Sorensen Park Multi-Benefit Stormwater Capture Project	Los Angeles County Public Works	FY21-22	In Progress	Study is being finalized

5 Scientific Studies Program

Per LACFCD Code Ch18.07.E, the purpose of the Scientific Studies Program is to provide funding for scientific and technical activities.

5.1 Submitted and Recommended Studies

Below is a list of all Scientific Studies submitted to the Scientific Studies Program for this Watershed Area. Studies shown in white have been included in the recommended SIP.

Project Name	Project Applicant	SIP Programming Status	Total Funding Allocated in this WASC
Targeted Human Waste Source Reduction Strategy to Address Bacteria-Related Compliance Objectives for the Los Cerritos Channel	Gateway Water Management Authority	Included in SIP	\$475,000.00
Regional Pathogen Reduction Study	Gateway Water Management Authority	Included in SIP	\$1,007,287.12

Refer to Attachment A or the SIP tool (<https://portal.safecleanwaterla.org/sip-tool/>) for the Final Recommended SIP with additional project details.

Safe, Clean Water Program

Fiscal Year 2023-2024

Stormwater Investment Plan



5.2 Continuing Studies

Below is a list of all the Scientific Studies that were included in the Previous Fiscal Year's SIP.

Project Name	Project Applicant	SIP Year	SIP Funding Status	Remaining Funding Requested
Gateway Area Pathfinding Analysis (GAP Analysis)	Gateway Water Management Authority	FY21-22	Completed Allocation	\$0.00
Gateway Area Pathfinding Analysis (GAP Analysis) – Phase 2	Gateway Water Management Authority	FY22-23	Completed Allocation	\$0.00
Microplastics in LA County Stormwater	Dr. Andrew Gray, University of California Riverside	FY22-23	Continuing Allocation	\$162,592.75

5.3 Discussion

The WASC received presentations from the Scientific Studies Program applicants during the WASC meetings on November 8, 2022. The District hired Southern California Coastal Water Research Project (SCCWRP) to provide independent, rapid, and unbiased evaluation (summary) of the technical adequacy of each scientific study proposal, which were shared with the project applicants and WASC members. The WASC decided to fund Targeted Human Waste Source Reduction Strategy to Address Bacteria-Related Compliance Objectives for the Los Cerritos Channel and Regional Pathogen Reduction Study.

6 Next Steps

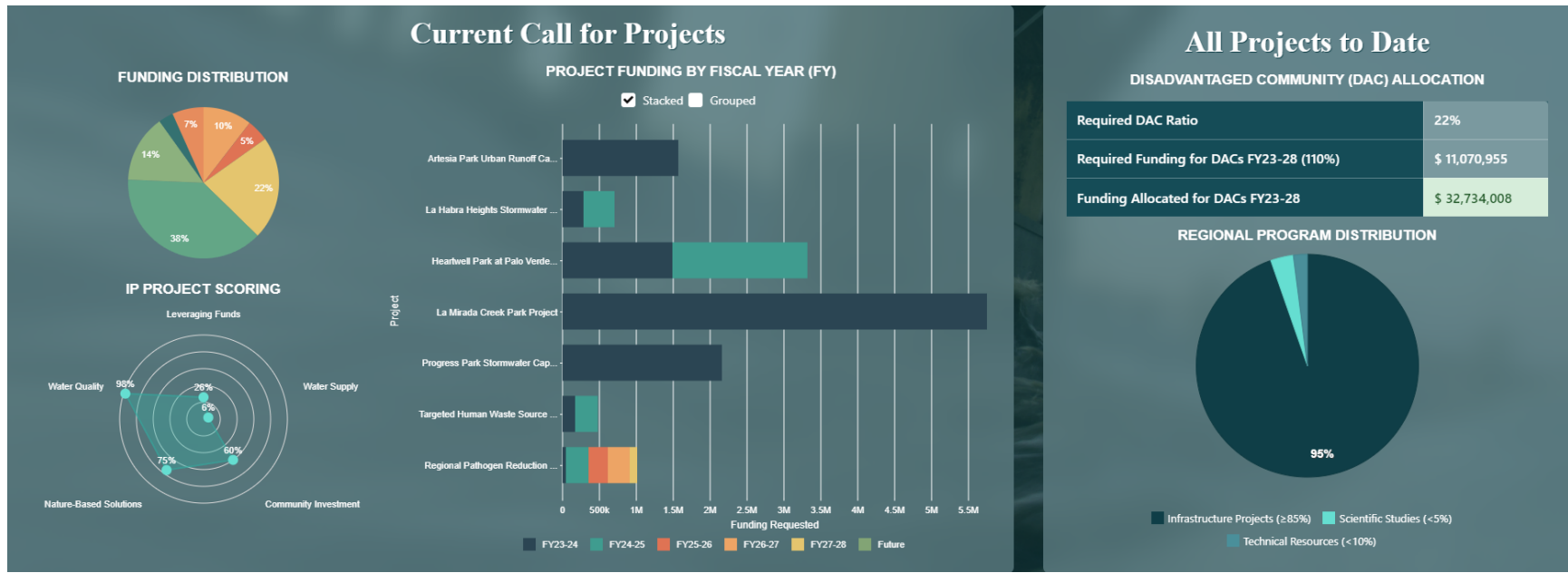
The WASC requests that the Regional Oversight Committee (ROC) advance the recommended SIP to the Board of Supervisors for approval.

Next WASC meeting(s):

- May 9, 2023 10:00 am – 12:00 pm (to consider ROC feedback, if available)

Additional meetings to be schedules to consider ROC feedback, if necessary.

Attachment A
Final Recommended SIP – Lower San Gabriel River



	Budget		Projections					TOTAL	Annual O&M
	FY23-24	FY24-25	FY25-26	FY26-27	FY27-28	Future Funding			
A. Anticipated Annual Regional Program Funds Collected	\$16.7M	\$16.7M	\$16.7M	\$16.7M	\$16.7M		\$83.7M		
B. Anticipated Annual Regional Program Funds Available (A+D) ⓘ	\$26.6M	\$22.6M	\$22.6M	\$33.5M	\$44.4M				
C. Total Recommendation in Current SIP	\$11.5M	\$2.9M	\$265k	\$288k	\$101k	\$0	\$15M	\$763k	
Total Allocated in Previous SIP(s)	\$9.2M	\$13.9M	\$5.5M	\$5.5M	\$200k	\$0	\$34.4M	\$1.8M	
D. Remaining Balance/Rollover Funds (B-C) ⓘ	\$9.9M	\$5.9M	\$5.8M	\$16.8M	\$27.7M	\$44.1M		Total: \$2.6M	
E. Percent Allocated (C/B) ⓘ	78%	74%	26%	17%	1%		59%		

Attachment A
Final Recommended SIP

Watershed Area	Lower San Gabriel River
Included in SIP?	Yes

Row Labels	Project Lead	DAC	FY 23-24 Budget	FY 24-25 Projection	FY 25-26 Projection	FY 26-27 Projection	FY 27-28 Projection	Anticipated SCW Funding FY 23-28
FY20-21			\$3,621,433.00	\$8,343,538.00	\$5,540,000.00	\$5,530,000.00	\$200,000.00	\$23,234,971.00
Infrastructure Project			\$3,421,433.00	\$8,143,538.00	\$5,340,000.00	\$5,330,000.00	\$0.00	\$22,234,971.00
Adventure Park Multi Benefit Stormwater Capture Project	Los Angeles County Public Works	Yes	\$0.00	\$0.00	\$0.00	\$0.00	\$0.00	\$0.00
Bolivar Park	City of Lakewood	Yes	\$198,225.00	\$198,225.00	\$0.00	\$0.00	\$0.00	\$396,450.00
Caruthers Park	City of Bellflower	Yes	\$177,000.00	\$177,000.00	\$0.00	\$0.00	\$0.00	\$354,000.00
El Dorado Regional Project	City of Long Beach	Yes	\$0.00	\$0.00	\$0.00	\$0.00	\$0.00	\$0.00
Hermosillo Park	City of Norwalk	Yes	\$0.00	\$5,340,000.00	\$5,340,000.00	\$5,330,000.00	\$0.00	\$16,010,000.00
Mayfair Park	City of Lakewood	Yes	\$253,225.00	\$253,225.00	\$0.00	\$0.00	\$0.00	\$506,450.00
Skylinks Golf Course at Wardlow Stormwater Capture Project	City of Long Beach	No	\$2,792,983.00	\$2,175,088.00	\$0.00	\$0.00	\$0.00	\$4,968,071.00
Technical Resource			\$200,000.00	\$200,000.00	\$200,000.00	\$200,000.00	\$200,000.00	\$1,000,000.00
Lower San Gabriel River Watershed Coordinator WC: OhanaVets	Los Angeles County Flood Control District	No	\$200,000.00	\$200,000.00	\$200,000.00	\$200,000.00	\$200,000.00	\$1,000,000.00
FY21-22			\$0.00	\$0.00	\$0.00	\$0.00	\$0.00	\$0.00
Infrastructure Project			\$0.00	\$0.00	\$0.00	\$0.00	\$0.00	\$0.00
Bellflower Simms Park Stormwater Capture Project	City of Bellflower	Yes	\$0.00	\$0.00	\$0.00	\$0.00	\$0.00	\$0.00
Cerritos Sports Complex	City of Cerritos	Yes	\$0.00	\$0.00	\$0.00	\$0.00	\$0.00	\$0.00
Scientific Study			\$0.00	\$0.00	\$0.00	\$0.00	\$0.00	\$0.00
Gateway Area Pathfinding Analysis (GAP Analysis)	Gateway Water Management Authority	No	\$0.00	\$0.00	\$0.00	\$0.00	\$0.00	\$0.00
Technical Resource			\$0.00	\$0.00	\$0.00	\$0.00	\$0.00	\$0.00
Sorensen Park Multi-Benefit Stormwater Capture Project	Los Angeles County Public Works	Yes	\$0.00	\$0.00	\$0.00	\$0.00	\$0.00	\$0.00
FY22-23			\$5,602,012.50	\$5,591,720.25	\$0.00	\$0.00	\$0.00	\$11,193,732.75
Infrastructure Project			\$5,515,570.00	\$5,515,570.00	\$0.00	\$0.00	\$0.00	\$11,031,140.00
Bellflower Simms Park Stormwater Capture Project (Construction)	City of Bellflower	Yes	\$5,515,570.00	\$5,515,570.00	\$0.00	\$0.00	\$0.00	\$11,031,140.00
Lakewood Equestrian Center	City of Lakewood	Yes	\$0.00	\$0.00	\$0.00	\$0.00	\$0.00	\$0.00
York Field Stormwater Capture Project	City of Whittier	Yes	\$0.00	\$0.00	\$0.00	\$0.00	\$0.00	\$0.00
Scientific Study			\$86,442.50	\$76,150.25	\$0.00	\$0.00	\$0.00	\$162,592.75
Gateway Area Pathfinding Analysis (GAP Analysis) - Phase 2	Gateway Water Management Authority	No	\$0.00	\$0.00	\$0.00	\$0.00	\$0.00	\$0.00
Microplastics in LA County Stormwater	Dr. Andrew Gray, University of California Riverside	No	\$86,442.50	\$76,150.25	\$0.00	\$0.00	\$0.00	\$162,592.75
FY23-24			\$11,476,106.54	\$2,854,282.78	\$265,017.24	\$288,184.85	\$100,728.71	\$14,984,320.12
Infrastructure Project			\$11,256,937.00	\$2,245,096.00	\$0.00	\$0.00	\$0.00	\$13,502,033.00
Artesia Park Urban Runoff Capture Project	City of Artesia	Yes	\$1,568,876.00	\$0.00	\$0.00	\$0.00	\$0.00	\$1,568,876.00
La Habra Heights Stormwater Treatment and Reuse System The Park Hacienda Road	City of La Habra Heights	Yes	\$289,069.00	\$416,279.00	\$0.00	\$0.00	\$0.00	\$705,348.00
Heartwell Park at Palo Verde Channel Stormwater Capture Project	City of Long Beach	No	\$1,485,048.00	\$1,828,817.00	\$0.00	\$0.00	\$0.00	\$3,313,865.00
La Mirada Creek Park Project	City of La Mirada	No	\$5,752,200.00	\$0.00	\$0.00	\$0.00	\$0.00	\$5,752,200.00
Progress Park Stormwater Capture Project	City of Paramount	Yes	\$2,161,744.00	\$0.00	\$0.00	\$0.00	\$0.00	\$2,161,744.00
Scientific Study			\$219,169.54	\$609,186.78	\$265,017.24	\$288,184.85	\$100,728.71	\$1,482,287.12
Regional Pathogen Reduction Study	Gateway Water Management Authority	No	\$44,169.54	\$309,186.78	\$265,017.24	\$288,184.85	\$100,728.71	\$1,007,287.12
Targeted Human Waste Source Reduction Strategy to Address Bacteria-Related Compliance Objectives for the Los Cerritos Channel	City of Lakewood	No	\$175,000.00	\$300,000.00	\$0.00	\$0.00	\$0.00	\$475,000.00
Grand Total			\$20,699,552.04	\$16,789,541.03	\$5,805,017.24	\$5,818,184.85	\$300,728.71	\$49,413,023.87

Attachment B
Summary to Date

Watershed Area Included in SIP?	Lower San Gabriel River Yes
---------------------------------	--------------------------------

Row Labels	Project Lead	DAC	FY 20-21 Budget	FY 21-22 Budget	FY 22-23 Budget	FY 23-24 Budget	FY 24-25 Projection	FY 25-26 Projection	FY 26-27 Projection	FY 27-28 Projection	Total Anticipated SCW Funding
FY20-21			\$7,260,594.00	\$11,926,907.00	\$9,621,433.00	\$3,621,433.00	\$8,343,538.00	\$5,540,000.00	\$5,530,000.00	\$200,000.00	\$52,043,905.00
Infrastructure Project											
Adventure Park Multi Benefit Stormwater Capture Project	Los Angeles County Public Works	Yes	\$2,000,000.00	\$5,500,000.00	\$6,000,000.00	\$0.00	\$0.00	\$0.00	\$0.00	\$0.00	\$13,500,000.00
Bolivar Park	City of Lakewood	Yes	\$473,000.00	\$198,225.00	\$198,225.00	\$198,225.00	\$198,225.00	\$0.00	\$0.00	\$0.00	\$1,265,900.00
Caruthers Park	City of Bellflower	Yes	\$147,000.00	\$177,000.00	\$177,000.00	\$177,000.00	\$177,000.00	\$0.00	\$0.00	\$0.00	\$855,000.00
El Dorado Regional Project	City of Long Beach	Yes	\$900,000.00	\$2,100,000.00	\$0.00	\$0.00	\$0.00	\$0.00	\$0.00	\$0.00	\$3,000,000.00
Hermosillo Park	City of Norwalk	Yes	\$2,240,000.00	\$1,860,000.00	\$0.00	\$0.00	\$5,340,000.00	\$5,340,000.00	\$5,330,000.00	\$0.00	\$20,110,000.00
Mayfair Park	City of Lakewood	Yes	\$253,225.00	\$253,225.00	\$253,225.00	\$253,225.00	\$253,225.00	\$0.00	\$0.00	\$0.00	\$1,266,125.00
Skylinks Golf Course at Wardlow Stormwater Capture Project	City of Long Beach	No	\$1,047,369.00	\$1,638,457.00	\$2,792,983.00	\$2,792,983.00	\$2,175,088.00	\$0.00	\$0.00	\$0.00	\$10,446,880.00
Technical Resource			\$200,000.00	\$200,000.00	\$200,000.00	\$200,000.00	\$200,000.00	\$200,000.00	\$200,000.00	\$200,000.00	\$1,600,000.00
Lower San Gabriel River Watershed Coordinator WC: OhanaVets	Los Angeles County Flood Control District	No	\$200,000.00	\$200,000.00	\$200,000.00	\$200,000.00	\$200,000.00	\$200,000.00	\$200,000.00	\$200,000.00	\$1,600,000.00
FY21-22				\$4,457,787.00	\$467,200.00	\$0.00	\$0.00	\$0.00	\$0.00	\$0.00	\$4,924,987.00
Infrastructure Project				\$4,082,787.00	\$467,200.00	\$0.00	\$0.00	\$0.00	\$0.00	\$0.00	\$4,549,987.00
Bellflower Simms Park Stormwater Capture Project	City of Bellflower	Yes	\$2,141,987.00	\$0.00	\$0.00	\$0.00	\$0.00	\$0.00	\$0.00	\$0.00	\$2,141,987.00
Cerritos Sports Complex	City of Cerritos	Yes	\$1,940,800.00	\$467,200.00	\$0.00	\$0.00	\$0.00	\$0.00	\$0.00	\$0.00	\$2,408,000.00
Scientific Study				\$75,000.00	\$0.00	\$0.00	\$0.00	\$0.00	\$0.00	\$0.00	\$75,000.00
Gateway Area Pathfinding Analysis (GAP Analysis)	Gateway Water Management Authority	No	\$75,000.00	\$0.00	\$0.00	\$0.00	\$0.00	\$0.00	\$0.00	\$0.00	\$75,000.00
Technical Resource				\$300,000.00	\$0.00	\$0.00	\$0.00	\$0.00	\$0.00	\$0.00	\$300,000.00
Sorensen Park Multi-Benefit Stormwater Capture Project	Los Angeles County Public Works	Yes	\$300,000.00	\$0.00	\$0.00	\$0.00	\$0.00	\$0.00	\$0.00	\$0.00	\$300,000.00
FY22-23					\$5,939,233.75	\$5,602,012.50	\$5,591,720.25	\$0.00	\$0.00	\$0.00	\$17,132,966.50
Infrastructure Project					\$5,624,075.00	\$5,515,570.00	\$5,515,570.00	\$0.00	\$0.00	\$0.00	\$16,655,215.00
Bellflower Simms Park Stormwater Capture Project (Construction)	City of Bellflower	Yes			\$2,635,561.00	\$5,515,570.00	\$5,515,570.00	\$0.00	\$0.00	\$0.00	\$13,666,701.00
Lakewood Equestrian Center	City of Lakewood	Yes			\$1,114,794.00	\$0.00	\$0.00	\$0.00	\$0.00	\$0.00	\$1,114,794.00
York Field Stormwater Capture Project	City of Whittier	Yes			\$1,873,720.00	\$0.00	\$0.00	\$0.00	\$0.00	\$0.00	\$1,873,720.00
Scientific Study					\$315,158.75	\$86,442.50	\$76,150.25	\$0.00	\$0.00	\$0.00	\$477,751.50
Gateway Area Pathfinding Analysis (GAP Analysis) - Phase 2	Gateway Water Management Authority	No			\$230,000.00	\$0.00	\$0.00	\$0.00	\$0.00	\$0.00	\$230,000.00
Microplastics in LA County Stormwater	Dr. Andrew Gray, University of California Riverside	No			\$85,158.75	\$86,442.50	\$76,150.25	\$0.00	\$0.00	\$0.00	\$247,751.50
FY23-24						\$11,476,106.54	\$2,854,282.78	\$265,017.24	\$288,184.85	\$100,728.71	\$14,984,320.12
Infrastructure Project						\$11,256,937.00	\$2,245,096.00	\$0.00	\$0.00	\$0.00	\$13,502,033.00
Artesia Park Urban Runoff Capture Project	City of Artesia	Yes				\$1,568,876.00	\$0.00	\$0.00	\$0.00	\$0.00	\$1,568,876.00
La Habra Heights Stormwater Treatment and Reuse System The Park Hacienda Road	City of La Habra Heights	Yes				\$289,069.00	\$416,279.00	\$0.00	\$0.00	\$0.00	\$705,348.00
Heartwell Park at Palo Verde Channel Stormwater Capture Project	City of Long Beach	No				\$1,485,048.00	\$1,828,817.00	\$0.00	\$0.00	\$0.00	\$3,313,865.00
La Mirada Creek Park Project	City of La Mirada	No				\$5,752,200.00	\$0.00	\$0.00	\$0.00	\$0.00	\$5,752,200.00
Progress Park Stormwater Capture Project	City of Paramount	Yes				\$2,161,744.00	\$0.00	\$0.00	\$0.00	\$0.00	\$2,161,744.00
Scientific Study						\$219,169.54	\$609,186.78	\$265,017.24	\$288,184.85	\$100,728.71	\$1,482,287.12
Regional Pathogen Reduction Study	Gateway Water Management Authority	No				\$44,169.54	\$309,186.78	\$265,017.24	\$288,184.85	\$100,728.71	\$1,007,287.12
Targeted Human Waste Source Reduction Strategy to Address Bacteria-Related Compliance Objectives for the Los Cerritos Channel	City of Lakewood	No				\$175,000.00	\$300,000.00	\$0.00	\$0.00	\$0.00	\$475,000.00
Grand Total			\$7,260,594.00	\$16,384,694.00	\$16,027,866.75	\$20,699,552.04	\$16,789,541.03	\$5,805,017.24	\$5,818,184.85	\$300,728.71	\$89,086,178.62

Programming of Partial Funding

Purpose

Los Angeles County Flood Control District Code Section 18.07.B.2.g states that activities included in a Stormwater Investment Plan (SIP) should typically be recommended (i.e., programmed) to receive funding for their total estimated cost or requested need. Experience to-date in the program reveals that there may be circumstances that warrant flexibility to allow Watershed Area Steering Committees (WASCs) to recommend a lesser amount than the amount requested in an Infrastructure Program Project Applicant's (IPPA's) or Scientific Studies Applicant's (SSA's) application ("partial funding"). The purpose of this guidance is to describe the process to address partial funding awards, providing flexibility to the WASCs during the development of SIPs.

Project and Study Eligibility

This guidance will address partial funding awards for IPPA's and SSA's that applied during each current SIP cycle. This guidance does not change the ability for WASCs to program the award of a request for full funding over a series of program years.

Process

During the SIP development and programming phase, the WASCs are authorized to recommend partial funding (for each current budget year or future projections) only if the IPPA or SSA demonstrates, to the satisfaction of the WASC, a willingness and ability to complete the full project or study scope identified in the application and submitted Feasibility Study, if applicable, with Safe, Clean Water Program (SCWP) partial funding.

Any IPPA that receives partial funding as described in this guidance will be required to assert and demonstrate that the project scope as described in the project application and submitted Feasibility Study will still be achieved using outside funding to fill the gap left by the partial award. This is required to maintain the applicability of the SCWP project score, which is allocated because of the scope and budget of a submitted project. A project can be awarded partial funding for a complete design phase, where a subsequent construction phase (or phases), once funded, would achieve the submitted benefits and therefore retain the SCWP score. However, a partial award that would diminish the scope of a project and therefore reduce the SCWP score of that project is not allowed – this situation would require the revised project to be resubmitted for scoring in the next program year.

Any SSA that receives partial funding as described in this guidance will be required to assert that the study scope as described in the study application will still be achieved using outside funding to fill the gap left by the partial award.

This programming of partial funding will be initiated by the WASC when an offer of partial funding is made to an IPPA or SSA. The IPPA or SSA will need to concur that the circumstance are applicable, confirm capabilities in accordance with this guidance, and accept the offer for partial funding. Once the WASC decides to offer partial funding, SCWP staff will engage with the IPPA or SSA to complete a Funding Reduction Concurrence (FRC) form and collect supporting documentation to share with the WASC. The

SCW Program

Programming of Partial Funding

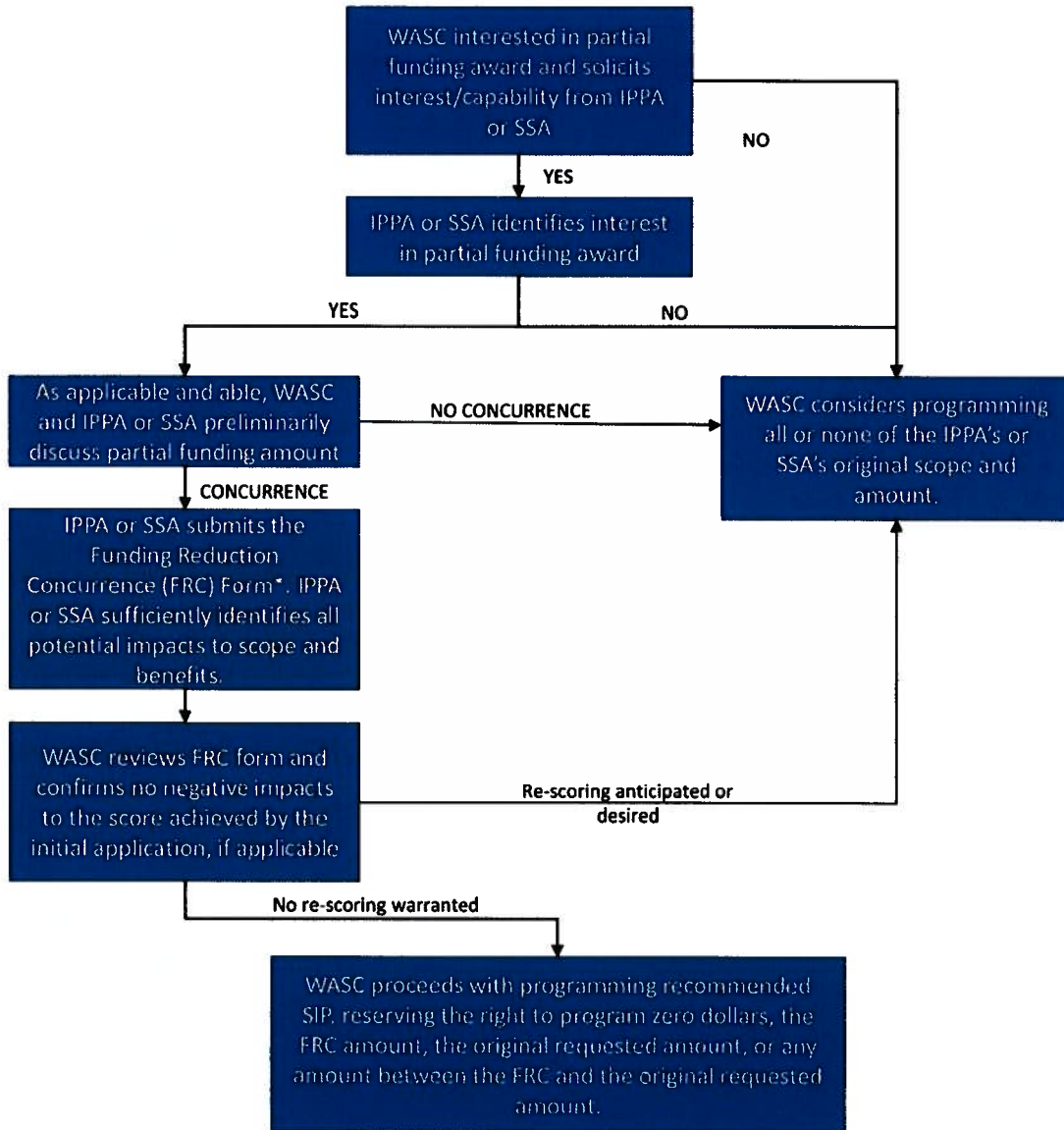


FRC process will allow IPPAs and SSAs to clarify details and provide justification for the partial funding award before the WASC considers it for inclusion into a Stormwater Investment Plan.

The partial funding award should not result in ANY reduction to the scope or benefits of (or the score assigned to) the project or study as identified in the application (and as submitted in the Feasibility Study, if applicable). De minimis additions to the scope that would be anticipated to increase the project score or improve the study may be considered through the FRC process, provided that the applicant demonstrates, to the satisfaction of the WASC, that any additional cost, in addition to the shortfall from the original request, will be covered by other funds and the project or study will be fully completed. The WASC may elect to recommend funding in any amount between the amount stated in the FRC and the amount requested in the project's or study's application.

Once the WASC reviews the FRC and recommends a partial funding award for the project or study, the FRC becomes an attachment to the SIP.

See Figure 1 and Attachment A for the Flowchart and the FRC form.



* - FRC form is due at least one week before the WASC meeting. WASC to defer further discussion regarding programming the subject project or study in the recommended SIP until next meeting

Figure 1: Flowchart for Partial Funding recommendation for projects and studies in each current SIP cycle.



ATTACHMENT A: Funding Reduction Concurrence (FRC) FORM

The purpose of this FRC form is to demonstrate an IPPA’s or SSA’s willingness and ability to complete a project or study with a lesser amount than the amount requested in its application (“partial funding”), in order for the project or study to be recommended in a Stormwater Investment Plan for partial funding. The partial funding award must not negatively impact the score achieved by the initial application or result in any changes to the project’s or study’s scope or benefits as identified in the application and submitted Feasibility Study, if applicable. The IPPA or SSA is required to submit a FRC form to facilitate the partial funding process.

Project/Study Name	La Mirada Creek Park
Project/Study Lead	Mark Stowell, Dir of Public Works/ City Engineer
Watershed Area(s)	Lower San Gabriel River Watershed

Brief description of why and how the funding request included in the application is being reduced (e.g. Project or Study will be phased, more information has become available, additional leveraged funding was secured, etc.):

Funding request for this project is not being reduced, however, there appears to be an error in the original application that needs to be clarified.

The original application mistakenly identified the cost for the planning and design phases of the project as being included in the request for the grant. The costs for the planning phase were incurred from January 2017 to June 2018 and should be ineligible for grant funding. The City of La Mirada will cover the cost of the Planning and Design phases and request grant funding for construction only.

The application requests funding in following manner

Construction: \$6,760,200 - January 2024 to December 2025

Cost Share
 Funding: \$1,008,000 - City of La Mirada Agreement and Cal DOT

Total Funding Request after Cost Share Funding:
 \$6,760,200 - \$1,008,000 = \$5,752,200

SCW Program

Programming of Partial Funding



Revised Eligible Expenditure Projections:

Funding Year	Fiscal Year	Amount	Description/Phase
1	2024 - 2025	\$6,760,200	Construction - Project Construction
2			
3			
4			
5			
Future Funding		\$1,008,000	
TOTAL		\$5,752,200	

A: Total Original SCW Funding Request	\$6,760,200
B: Total Revised SCW Funding Award	\$5,752,200
C: Shortfall (A-B)	\$1,008,000

Compensation plan for shortfall – Include evidence of the status (must be assurance of timely secured funds for WASC to consider partial funding award) and amount of each additional funding source to ensure completion of all activities proposed in the application and submitted Feasibility Study, if applicable (cost share, grants, SCW Municipal Program funds, subsequent SCW funding request, etc.). Reliance on subsequent Regional Program funding is not a guarantee and is therefore discouraged. Also, include description of the which elements will be funded by this SCW funding request and by funds outside this SCW funding request to demonstrate all elements are funded. For phased projects or studies, provide information on additional funding sources to complete all activities proposed in the phased scope of work (if any).

This is not a shortfall in funding. The total funding request is being revised down from \$6,760,200 to \$5,752,200



If applicable, provide a description and justification of any de minimis scope changes that will maintain or increase the Project Score or improve the Scientific Study. De minimis scope changes should be within the parameters and design of the project or study scope identified in the submitted Feasibility Study or Scientific Study application and any associated additional cost, in addition to the shortfall from the original request, must be covered by other non-SCWP funds.

Not applicable

I confirm that partial funding award will not negatively impact the achieved score or result in changes to Project or Study scope or benefits provided as described in the application and submitted Feasibility Study, if applicable. YES

If Project or Study is to be considered in phases, I understand that funding for future phases is not guaranteed, and that submission of a new application is required for funding for future phases not shown in the current SIP, and that annual funding is at the discretion of the WASC, ROC, and ultimately the Board of Supervisors. As such, I understand citing the assumption of additional Regional Program Funds alone is strongly discouraged. If future phases are not funded through the Regional Program, I remain committed to securing additional funding sources to ensure completion of all activities proposed in the application and submitted Feasibility Study such that benefits claimed are fully realized. YES N/A

Name Mark Stowell

Organization City of La Mirada

Signature

Date January 5, 2023